

Novelis
Foil Products

PRODUCT CATALOG



All other Packaging Should be Green With Envy...



FACT *All Aluminum is 100% and
Infinitely Recyclable*

FACT

*The Environmental
Benefits of Recycling
Aluminum are Significant*

FACT

*Recycling Saves 95% of the
Energy Required to Produce
Primary Aluminum and Avoids
the Emission of About 10
Metric Tons of Co2
Equivalents*



FACT

*If The Majority of
People Recycled the
Equivalent of One
Additional Beverage
Can Per Week, the
Benefits Could
Be Enormous*

Contents

General Information

Page 2

General Policy and Terms

Category	Page
Roll Foil & Pop-Up Sheets - "A Wrap For All Reasons"	3-5
Aluminum Containers	6-40
Tart Shells / Custards	6-7
Rectangulars, Oblongs & Squares	7-14
Steamtable Pans / Roasters & Lids	14-16
Rounds / Take-Outs	16-21
Pot Pies/Ovals	21-23
Specialty Bakery	23
8" Pie Pans	23-24
9" Pie Pans	25-26
10" Pie Pans	26
11" Pie Pans	27
12" Pie Pans	27
Partyware	27-29
Cash & Carry Packaging	30-32
Dome & Board Lids	33-35
Tuxedo	36-38
Platinum	39-40
CPET	41-42
Cross Reference	43-49

Terms & Conditions

MINIMUM ACCEPTABLE ORDER:

2000 pounds, combination of foil and containers ordered on a single truck at one time. Less than 2000 pounds will incur a \$100 small order fee. F.O.B. Destination, Continental United States.

TERMS:

2%, 10, Net 30 Days from invoice date. Prices subject to change without notice. All orders subject to final acceptance by an authorized agent of Novelis Foil Products.

Seller's aluminum foil products are standardized on gauges and are manufactured within commercial tolerances of plus or minus 10%. Products are manufactured to forecasted demands. Incremental

increases or decreases in volume should be reported to an authorized representative of Novelis Foil Products.

CUSTOMER PICK-UPS:

Allowances are to be quoted by an authorized representative of Novelis Foil Products. All products picked up at a Novelis Foil Products facility are sold on an F.O.B. origin basis. The driver of the vehicle is responsible for count and in assisting in the loading of the vehicle. Any shortage, damage, or loss is the Customer's responsibility.

BACKORDER POLICY:

All backorders for less than 500 pounds will be cancelled.

Returned Goods Policy

Merchandise is NOT sold on consignment or with the right to return. However, in the case of manufacturing defects or shipping errors merchandise can be returned by obtaining a returned goods authorization (RGA) from Novelis within 60 days after delivery. Credit will be issued for the purchase price of the merchandise less all applicable discounts. No return will be accepted without an RGA.

Requests to return stock merchandise for reasons other than those stated in paragraph (A) may be permitted, under special circumstances, if the product is returned in saleable condition. **An RGA is required and the freight must be prepaid.** Product must be returned within 30 days of issue of the RGA or the RGA will be cancelled and no credit issued. In the case of intransit damage, Novelis will refuse any damaged product and will

assist the customer's claim with the carrier by providing documentation. **Credit for authorized returns will be issued at the purchase price less any applicable discounts, less a 25% restocking charge. The original cost of the freight will also be deducted which means that the customer will be responsible for freight costs both ways.**

Customer claims for merchandise damaged in transit must be made within 10 days of the invoice date. The customer must note the damage on the carrier copy of the delivery receipt and sign the same. The carrier will request an RGA and a credit will be issued to the customer. Novelis will file the appropriate claim against the carrier.

Merchandise may NOT be returned, under any circumstances, after 12 months from the date of purchase.

Credit will not be issued for partial rolls or cases.

Foodservice Foil / Standard Duty Rolls*

ITEM #	DESCRIPTION	ROLLS PER CASE	CASES PER PALLET	PALLET CONFIG.	SHIPPING WEIGHT	CUBIC FEET	UPC CODE
1217	12" x 1000' Safety Edge	1	192	24 x 8	9	.15	0 72026-12705 4
1257	12" x 500' Safety Edge	1	192	24 x 8	4.5	.15	0 72026-08703 7
1517	15" x 1000' Safety Edge	1	140	20 x 7	11.2	.31	0 72026-16703 6
1857	18" x 500' Safety Edge	1	144	18 x 8	6.75	.22	0 72026-02705 7
1817	18" x 1000' Safety Edge	1	108	18 x 6	13.5	.22	0 72026-25705 8

Foodservice Foil: Heavy Duty Rolls*

ITEM #	DESCRIPTION	ROLLS PER CASE	CASES PER PALLET	PALLET CONFIG.	SHIPPING WEIGHT	CUBIC FEET	UPC CODE
1251	12" x 500' Safety Edge	1	192	24 x 8	6.5	.15	0 72026-32703 4
1851	18" x 500' Safety Edge	1	144	18 x 8	9.75	.22	0 72026-43705 4
1811	18" x 1000' Safety Edge	1	108	18 x 6	19.5	.33	0 72026-47705 0
2451ME	24" x 500' Metal Edge	1	96	12 x 8	13	.58	0 72026-56703 4
2411ME	24" x 1000' Metal Edge	1	72	12 x 6	25.9	.58	0 72026-68703 9

*Some sizes may also be available in private label packaging. Please contact your Novelis Customer Service Representative for additional information.

Foodservice Foil Extra Heavy Duty Rolls*

ITEM #	DESCRIPTION	ROLLS PER CASE	CASES PER PALLET	PALLET CONFIG.	SHIPPING WEIGHT	CUBIC FEET	UPC CODE
1852ME	18" x 500' Metal Edge	1	162	18 x 9	14.75	.36	0 72026-65703 2
2452ME	24" x 500' Metal Edge	1	72	12 x 6	20	.58	0 72026-69703 8

Foodservice Foil: Royale Rolls*

ITEM #	DESCRIPTION	ROLLS PER CASE	CASES PER PALLET	PALLET CONFIG.	SHIPPING WEIGHT	CUBIC FEET	UPC CODE
1215ROYME	12" x 1000' Standard	1	216	24 x 9	7.4	.15	0 72026-11735 2
1855ROYME	18" x 500' Standard	1	162	18 x 9	6	.22	0 72026-21575 1
1815ROYME	18" x 1000' Standard	1	162	18 x 9	11	.22	0 72026-21775 5
1858ROYME	18" x 500' Heavy	1	162	18 x 9	8.25	.22	0 72026-21875 2
1818ROYME	18" x 1000' Heavy	1	162	18 x 9	16.5	.22	0 72026-45705 2

Foodservice Foil: Retail Rolls*

ITEM #	DESCRIPTION	ROLLS PER CASE	CASES PER PALLET	PALLET CONFIG.	SHIPPING WEIGHT	CUBIC FEET	UPC CODE/ SCC CODE
1225NOV	12" x 25'	24	100	25 x 4	5.4	.54	0 72026-14014 5 10072026140142
1275NOV	12" x 75'	24	100	25 x 4	16.4	10	0 72026-24014 2 10072026240149
12200NOV	12" x 200'	12	60	12 x 5	22	.44	0 72026-32014 1 172026320148
1825NOV/16	18" x 25'	16	90	30 x 3	7.93	.66	0 72026-54014 3 072026540143










*Some sizes may also be available in private label packaging. Please contact your Novelis Customer Service Representative for additional information.

Foodservice Foil Pop-Up Sheets



ITEM #	DESCRIPTION	CARTONS PER CASE	SHEETS PER CARTON	CASES PER PALLET	PALLET CONFIG	SHIPPING WEIGHT	CUBIC FEET	UPC CODE/ SCC CODE
1202	12" x 10 3/4"	12	200	40	10 x 4	19.19	1.37	0 72026-91703 7 70072026917036
1202ROY	12" x 10 3/4"	12	200	40	10 x 4	16.59	1.37	0 72026-12023 9 70072026120238
1205	12" x 10 3/4"	6	500	40	10 x 4	24.5	1.08	0 72026-95703 3 70072026957032
1205ROY	12" x 10 3/4"	6	500	40	10 x 4	20.1	1.08	0 72026-12051 2 70072026120511
8105	8" x 10 3/4"	6	500	60	12 x 5	13.5	.67	0 72026-78703 6 70072026787035
9102	9" x 10 3/4"	12	200	50	10 x 5	12	1.04	0 72026-80703 1 70072026807030
9102G	9" x 10 3/4" Gold	12	200	50	10 x 5	12	1.04	0 72026-81703 0 70072026817039
9105	9" x 10 3/4"	6	500	60	12 x 5	15	.75	0 72026-82703 9 70072026827038
9105BS	9" x 10 3/4" Blue Stripe	6	500	60	12 x 5	15	.75	0 72026-82706 0 70072026827069
9105GS	9" x 10 3/4" Green Stripe	6	500	60	12 x 5	15	.75	0 72026-82708 4 70072026827083
9105RS	9" x 10 3/4" Red Stripe	6	500	60	12 x 5	15	.75	0 72026-82707 7 70072026827076

*Some sizes may also be available in private label packaging. Please contact your Novelis Customer Service Representative for additional information.






Tart Shells/Custards

 10020K	DESCRIPTION 2" Petite Tart Shell RIM STYLE F.C. TOP OUT 2 $\frac{3}{8}$ " TOP IN 1 $\frac{1}{8}$ " BOTTOM 1 $\frac{1}{8}$ " SLANT DEPTH $\frac{3}{4}$ " PALLET CONFIGURATION 6 x 5	VERTICAL DEPTH $\frac{3}{4}$ " VOLUME 0.71 PACKED PER CARTON 5M WEIGHT PER CAR TON 11.98 CUBIC FEET 1.90 UPC CODE 0 57351-10030 9
 10424F	DESCRIPTION 4" Medium Tart Shell RIM STYLE F.C. TOP OUT 4 $\frac{1}{8}$ " TOP IN 3 $\frac{3}{8}$ " BOTTOM 2 $\frac{1}{8}$ " SLANT DEPTH 1" PALLET CONFIGURATION 10 x 5	VERTICAL DEPTH 1 $\frac{1}{8}$ " VOLUME 3.5 PACKED PER CARTON 1M WEIGHT PER CAR TON 6.52 CUBIC FEET 1.09 UPC CODE 0 57351-10430 7
 10620Z	DESCRIPTION 4" Deep Tart Shell RIM STYLE F.C. TOP OUT 3 $\frac{3}{4}$ " TOP IN 3 $\frac{3}{8}$ " BOTTOM 2 $\frac{1}{2}$ " SLANT DEPTH 1 $\frac{1}{8}$ " PALLET CONFIGURATION 4 x 3	VERTICAL DEPTH 1 $\frac{1}{8}$ " VOLUME 3.6 PACKED PER CARTON 5M WEIGHT PER CAR TON 24.55 CUBIC FEET 4.26 UPC CODE 0 57351-10630 1
 10720K	DESCRIPTION 3" Medium Depth Tart Shell RIM STYLE F.C. TOP OUT 2 $\frac{31}{32}$ " TOP IN 2 $\frac{17}{32}$ " BOTTOM 2" SLANT DEPTH $\frac{7}{8}$ " PALLET CONFIGURATION 4 x 5	VERTICAL DEPTH $\frac{27}{32}$ " VOLUME 1.7 PACKED PER CARTON 5M WEIGHT PER CAR TON 15.84 CUBIC FEET 2.56 UPC CODE 0 57351-10730 8
 11420K	DESCRIPTION 3" Shallow Depth Tart Shell RIM STYLE F.C. TOP OUT 2 $\frac{21}{32}$ " TOP IN 2 $\frac{17}{32}$ " BOTTOM 2" SLANT DEPTH $\frac{3}{4}$ " PALLET CONFIGURATION 4 x 5	VERTICAL DEPTH $\frac{23}{32}$ " VOLUME 1.6 PACKED PER CARTON 5M WEIGHT PER CAR TON 16.06 CUBIC FEET 2.56 UPC CODE 0 57351-11430 6
 12124K	DESCRIPTION 4" Deep Tart Shell RIM STYLE F.C. TOP OUT 4" TOP IN 3 $\frac{1}{2}$ " BOTTOM 2 $\frac{1}{2}$ " SLANT DEPTH 1 $\frac{1}{2}$ " PALLET CONFIGURATION 4 x 3	VERTICAL DEPTH 1 $\frac{1}{8}$ " VOLUME 4.2 PACKED PER CARTON 5M WEIGHT PER CAR TON 29 CUBIC FEET 4.15 UPC CODE 0 57351-12103 8
 12320H	DESCRIPTION 4" Shallow Depth Tart Shell RIM STYLE F.C. TOP OUT 4" TOP IN 3 $\frac{1}{2}$ " BOTTOM 2 $\frac{3}{8}$ " SLANT DEPTH 2 $\frac{5}{32}$ " PALLET CONFIGURATION 4 x 5	VERTICAL DEPTH 1 $\frac{1}{8}$ " VOLUME 2.7 PACKED PER CARTON 2.5M WEIGHT PER CAR TON 12.42 CUBIC FEET 2.56 UPC CODE 0 57351-12330 8
 12420Y	DESCRIPTION Potato Shell/Meat Pie Pan RIM STYLE F.C. TOP OUT 4 $\frac{3}{4}$ x 3 $\frac{1}{2}$ " TOP IN 3 $\frac{29}{32}$ x 2 $\frac{21}{32}$ " BOTTOM 2 $\frac{3}{4}$ x 1 $\frac{23}{32}$ " SLANT DEPTH $\frac{7}{8}$ " PALLET CONFIGURATION 4 x 4	VERTICAL DEPTH $\frac{23}{32}$ " VOLUME 2.6 PACKED PER CARTON 3.5M WEIGHT PER CAR TON 18.06 CUBIC FEET 3.78 UPC CODE 0 57351-12430 5
 20020K	DESCRIPTION 3" Shallow Tart RIM STYLE F.C. TOP OUT 2 $\frac{3}{8}$ " TOP IN 1 $\frac{1}{8}$ " BOTTOM 1 $\frac{1}{8}$ " SLANT DEPTH $\frac{3}{4}$ " PALLET CONFIGURATION 6 x 4	VERTICAL DEPTH $\frac{5}{8}$ " VOLUME 8oz PACKED PER CARTON 5000 WEIGHT PER CAR TON 11.58 CUBIC FEET 1.85 UPC CODE 0 57351-20030 6










Tart Shells/Custards

 20223K	DESCRIPTION	3" Extra Deep Tart Shell	VERTICAL DEPTH	$\frac{3}{16}$ "
	RIM STYLE	F.C.	VOLUME	1.25
	TOP OUT	$\frac{3}{4}$ "	PACKED PER CARTON	5M
	TOP IN	$\frac{2}{4}$ "	WEIGHT PER CAR TON	23.32
	BOTTOM	2	CUBIC FEET	3.36
	SLANT DEPTH	1	UPC CODE	0 57351-20230 0
	PALLET CONFIGURATION	4 x 4		
 20320K	DESCRIPTION	3" Medium Butter Tart	VERTICAL DEPTH	$\frac{2}{16}$ "
	RIM STYLE	F.C.	VOLUME	1.2
	TOP OUT	$2\frac{15}{16}$ "	PACKED PER CARTON	5M
	TOP IN	$2\frac{1}{2}$ "	WEIGHT PER CAR TON	13.22
	BOTTOM	$1\frac{1}{2}$ "	CUBIC FEET	1.79
	SLANT DEPTH	$\frac{21}{32}$ "	UPC CODE	0 57351-20330 7
	PALLET CONFIGURATION	6 x 6		










Rectangulars, Oblongs & Squares

 403330D	DESCRIPTION	1 1/2 lb. Oblong Pan	VERTICAL DEPTH	$1\frac{1}{16}$ "
	RIM STYLE	I.C.	VOLUME	24.9
	TOP OUT	$7\frac{1}{16}$ x $5\frac{1}{16}$ "	PACKED PER CARTON	500
	TOP IN	$6\frac{3}{16}$ x $4\frac{3}{16}$ "	WEIGHT PER CAR TON	14.3
	BOTTOM	$5\frac{1}{16}$ x $3\frac{3}{16}$ "	CUBIC FEET	2.43
	SLANT DEPTH	$1\frac{1}{4}$ "	UPC CODE	0 57351-40330 1
	PALLET CONFIGURATION	6 x 4		
 40315LD	DESCRIPTION	6 $\frac{3}{16}$ " x 5 $\frac{1}{2}$ " Oblong Board Lid	WEIGHT PER CASE PER LBS	6
	FITS CONTAINER	403-3	CUBIC FEET	.21
	CORNER RADIUS	1	UPC CODE	0 57351-00403 4
	PACK	500		
	PALLET CONFIGURATION	25 x 4		
 403UDD	DESCRIPTION	6 $\frac{15}{16}$ " x 5 $\frac{1}{8}$ " x $\frac{7}{8}$ " Oblong Dome Lid	WEIGHT PER CASE PER LBS	6
	FITS CONTAINER	403-3	CUBIC FEET	.80
	CORNER RADIUS	-	UPC CODE	0 72026-40300 4
	PACK	500		
	PALLET CONFIGURATION	12 x 6		
 404335D	DESCRIPTION	2 lb. Oblong Pan	VERTICAL DEPTH	$1\frac{1}{2}$ "
	RIM STYLE	I.C.	VOLUME	32
	TOP OUT	$8\frac{1}{2}$ x $6\frac{3}{4}$ "	PACKED PER CARTON	500
	TOP IN	8 x $5\frac{1}{4}$ "	WEIGHT PER CAR TON	20.16
	BOTTOM	$7\frac{1}{16}$ x $5\frac{1}{16}$ "	CUBIC FEET	3.65
	SLANT DEPTH	$1\frac{1}{32}$ "	UPC CODE	0 57351-40430 8
	PALLET CONFIGURATION	4 x 3		
 48718LD	DESCRIPTION	8 $\frac{7}{16}$ " x 6 $\frac{5}{16}$ " Oblong Board Lid	WEIGHT PER CASE PER LBS	15.43
	FITS CONTAINER	487-4, 404-3	CUBIC FEET	.45
	CORNER RADIUS (COATED)	$\frac{13}{16}$ "	UPC CODE	0 57351-50487 9
	PACK	500		
	PALLET CONFIGURATION	20 x 5		










Rectangulars, Oblongs & Squares

 487UDD	<table border="1"> <tr><td>DESCRIPTION</td><td>8 3/8" x 6 3/8" x 3/4" Oblong Dome Lid</td></tr> <tr><td>FITS CONTAINER</td><td>487-4, 404-3</td></tr> <tr><td>CORNER RADIUS</td><td>-</td></tr> <tr><td>PACK</td><td>500</td></tr> <tr><td>PALLET CONFIGURATION</td><td>16 x 6</td></tr> </table>	DESCRIPTION	8 3/8" x 6 3/8" x 3/4" Oblong Dome Lid	FITS CONTAINER	487-4, 404-3	CORNER RADIUS	-	PACK	500	PALLET CONFIGURATION	16 x 6	<table border="1"> <tr><td>WEIGHT PER CASE PER LBS</td><td>10</td></tr> <tr><td>CUBIC FEET</td><td>.64</td></tr> <tr><td>UPC CODE</td><td>0 72026-48700 4</td></tr> </table>	WEIGHT PER CASE PER LBS	10	CUBIC FEET	.64	UPC CODE	0 72026-48700 4										
DESCRIPTION	8 3/8" x 6 3/8" x 3/4" Oblong Dome Lid																											
FITS CONTAINER	487-4, 404-3																											
CORNER RADIUS	-																											
PACK	500																											
PALLET CONFIGURATION	16 x 6																											
WEIGHT PER CASE PER LBS	10																											
CUBIC FEET	.64																											
UPC CODE	0 72026-48700 4																											
 405330D	<table border="1"> <tr><td>DESCRIPTION</td><td>1 1/2 lb. Oblong Pan</td></tr> <tr><td>RIM STYLE</td><td>I.C.</td></tr> <tr><td>TOP OUT</td><td>8 1/2 x 6</td></tr> <tr><td>TOP IN</td><td>8 x 5 1/2</td></tr> <tr><td>BOTTOM</td><td>7 1/2 x 5</td></tr> <tr><td>SLANT DEPTH</td><td>1 1/2</td></tr> <tr><td>PALLET CONFIGURATION</td><td>7 x 3</td></tr> </table>	DESCRIPTION	1 1/2 lb. Oblong Pan	RIM STYLE	I.C.	TOP OUT	8 1/2 x 6	TOP IN	8 x 5 1/2	BOTTOM	7 1/2 x 5	SLANT DEPTH	1 1/2	PALLET CONFIGURATION	7 x 3	<table border="1"> <tr><td>VERTICAL DEPTH</td><td>1 1/8</td></tr> <tr><td>VOLUME</td><td>25.0</td></tr> <tr><td>PACKED PER CARTON</td><td>500</td></tr> <tr><td>WEIGHT PER CAR TON</td><td>16.09</td></tr> <tr><td>CUBIC FEET</td><td>2.93</td></tr> <tr><td>UPC CODE</td><td>0 57351-40531 2</td></tr> </table>	VERTICAL DEPTH	1 1/8	VOLUME	25.0	PACKED PER CARTON	500	WEIGHT PER CAR TON	16.09	CUBIC FEET	2.93	UPC CODE	0 57351-40531 2
DESCRIPTION	1 1/2 lb. Oblong Pan																											
RIM STYLE	I.C.																											
TOP OUT	8 1/2 x 6																											
TOP IN	8 x 5 1/2																											
BOTTOM	7 1/2 x 5																											
SLANT DEPTH	1 1/2																											
PALLET CONFIGURATION	7 x 3																											
VERTICAL DEPTH	1 1/8																											
VOLUME	25.0																											
PACKED PER CARTON	500																											
WEIGHT PER CAR TON	16.09																											
CUBIC FEET	2.93																											
UPC CODE	0 57351-40531 2																											
 406330D	<table border="1"> <tr><td>DESCRIPTION</td><td>2 1/2 lb. Oblong Pan</td></tr> <tr><td>RIM STYLE</td><td>I.C.</td></tr> <tr><td>TOP OUT</td><td>8 5/8 x 5 15/16</td></tr> <tr><td>TOP IN</td><td>7 15/16 x 5 5/16</td></tr> <tr><td>BOTTOM</td><td>7 x 4 1/2</td></tr> <tr><td>SLANT DEPTH</td><td>1 1/8</td></tr> <tr><td>PALLET CONFIGURATION</td><td>7 x 3</td></tr> </table>	DESCRIPTION	2 1/2 lb. Oblong Pan	RIM STYLE	I.C.	TOP OUT	8 5/8 x 5 15/16	TOP IN	7 15/16 x 5 5/16	BOTTOM	7 x 4 1/2	SLANT DEPTH	1 1/8	PALLET CONFIGURATION	7 x 3	<table border="1"> <tr><td>VERTICAL DEPTH</td><td>1 1/8</td></tr> <tr><td>VOLUME</td><td>38.5</td></tr> <tr><td>PACKED PER CARTON</td><td>500</td></tr> <tr><td>WEIGHT PER CAR TON</td><td>18.22</td></tr> <tr><td>CUBIC FEET</td><td>2.56</td></tr> <tr><td>UPC CODE</td><td>0 57350-40630 3</td></tr> </table>	VERTICAL DEPTH	1 1/8	VOLUME	38.5	PACKED PER CARTON	500	WEIGHT PER CAR TON	18.22	CUBIC FEET	2.56	UPC CODE	0 57350-40630 3
DESCRIPTION	2 1/2 lb. Oblong Pan																											
RIM STYLE	I.C.																											
TOP OUT	8 5/8 x 5 15/16																											
TOP IN	7 15/16 x 5 5/16																											
BOTTOM	7 x 4 1/2																											
SLANT DEPTH	1 1/8																											
PALLET CONFIGURATION	7 x 3																											
VERTICAL DEPTH	1 1/8																											
VOLUME	38.5																											
PACKED PER CARTON	500																											
WEIGHT PER CAR TON	18.22																											
CUBIC FEET	2.56																											
UPC CODE	0 57350-40630 3																											
 40615LD	<table border="1"> <tr><td>DESCRIPTION</td><td>5 7/8" x 8 3/8" Oblong Board Lid</td></tr> <tr><td>FITS CONTAINER</td><td>406-3, 405-3, 479-3</td></tr> <tr><td>CORNER RADIUS</td><td>1 3/16</td></tr> <tr><td>PACK</td><td>500</td></tr> <tr><td>PALLET CONFIGURATION</td><td>30 x 5</td></tr> </table>	DESCRIPTION	5 7/8" x 8 3/8" Oblong Board Lid	FITS CONTAINER	406-3, 405-3, 479-3	CORNER RADIUS	1 3/16	PACK	500	PALLET CONFIGURATION	30 x 5	<table border="1"> <tr><td>WEIGHT PER CASE PER LBS</td><td>12</td></tr> <tr><td>CUBIC FEET</td><td>.33</td></tr> <tr><td>UPC CODE</td><td>0 57351-00406 5</td></tr> </table>	WEIGHT PER CASE PER LBS	12	CUBIC FEET	.33	UPC CODE	0 57351-00406 5										
DESCRIPTION	5 7/8" x 8 3/8" Oblong Board Lid																											
FITS CONTAINER	406-3, 405-3, 479-3																											
CORNER RADIUS	1 3/16																											
PACK	500																											
PALLET CONFIGURATION	30 x 5																											
WEIGHT PER CASE PER LBS	12																											
CUBIC FEET	.33																											
UPC CODE	0 57351-00406 5																											
 406UDD	<table border="1"> <tr><td>DESCRIPTION</td><td>8 5/8" x 5 1/4" x 3/4" Oblong Dome Lid</td></tr> <tr><td>FITS CONTAINER</td><td>406-3, 405-3, 479-3</td></tr> <tr><td>CORNER RADIUS</td><td>-</td></tr> <tr><td>PACK</td><td>500</td></tr> <tr><td>PALLET CONFIGURATION</td><td>9 x 7</td></tr> </table>	DESCRIPTION	8 5/8" x 5 1/4" x 3/4" Oblong Dome Lid	FITS CONTAINER	406-3, 405-3, 479-3	CORNER RADIUS	-	PACK	500	PALLET CONFIGURATION	9 x 7	<table border="1"> <tr><td>WEIGHT PER CASE PER LBS</td><td>8</td></tr> <tr><td>CUBIC FEET</td><td>.95</td></tr> <tr><td>UPC CODE</td><td>0 72026-40600 5</td></tr> </table>	WEIGHT PER CASE PER LBS	8	CUBIC FEET	.95	UPC CODE	0 72026-40600 5										
DESCRIPTION	8 5/8" x 5 1/4" x 3/4" Oblong Dome Lid																											
FITS CONTAINER	406-3, 405-3, 479-3																											
CORNER RADIUS	-																											
PACK	500																											
PALLET CONFIGURATION	9 x 7																											
WEIGHT PER CASE PER LBS	8																											
CUBIC FEET	.95																											
UPC CODE	0 72026-40600 5																											
 406330LR	<table border="1"> <tr><td>DESCRIPTION</td><td>2 1/2 lb. Oblong Pan w/ Foil Board Lid</td></tr> <tr><td>RIM STYLE</td><td>I.C.</td></tr> <tr><td>TOP OUT</td><td>8 5/8 x 5 15/16</td></tr> <tr><td>TOP IN</td><td>7 15/16 x 5 5/16</td></tr> <tr><td>BOTTOM</td><td>7 x 4 1/2</td></tr> <tr><td>SLANT DEPTH</td><td>1 1/8</td></tr> <tr><td>PALLET CONFIGURATION</td><td>7 x 5</td></tr> </table>	DESCRIPTION	2 1/2 lb. Oblong Pan w/ Foil Board Lid	RIM STYLE	I.C.	TOP OUT	8 5/8 x 5 15/16	TOP IN	7 15/16 x 5 5/16	BOTTOM	7 x 4 1/2	SLANT DEPTH	1 1/8	PALLET CONFIGURATION	7 x 5	<table border="1"> <tr><td>VERTICAL DEPTH</td><td>1 1/8</td></tr> <tr><td>VOLUME</td><td>38.5</td></tr> <tr><td>PACKED PER CARTON</td><td>250</td></tr> <tr><td>WEIGHT PER CAR TON</td><td>14.99</td></tr> <tr><td>CUBIC FEET</td><td>1.54</td></tr> <tr><td>UPC CODE</td><td>0 57351-40631 9</td></tr> </table>	VERTICAL DEPTH	1 1/8	VOLUME	38.5	PACKED PER CARTON	250	WEIGHT PER CAR TON	14.99	CUBIC FEET	1.54	UPC CODE	0 57351-40631 9
DESCRIPTION	2 1/2 lb. Oblong Pan w/ Foil Board Lid																											
RIM STYLE	I.C.																											
TOP OUT	8 5/8 x 5 15/16																											
TOP IN	7 15/16 x 5 5/16																											
BOTTOM	7 x 4 1/2																											
SLANT DEPTH	1 1/8																											
PALLET CONFIGURATION	7 x 5																											
VERTICAL DEPTH	1 1/8																											
VOLUME	38.5																											
PACKED PER CARTON	250																											
WEIGHT PER CAR TON	14.99																											
CUBIC FEET	1.54																											
UPC CODE	0 57351-40631 9																											
 408344R	<table border="1"> <tr><td>DESCRIPTION</td><td>4 lb. Duck Pan</td></tr> <tr><td>RIM STYLE</td><td>I.C.</td></tr> <tr><td>TOP OUT</td><td>12 3/8 x 8 3/8</td></tr> <tr><td>TOP IN</td><td>11 1/2 x 7 1/2</td></tr> <tr><td>BOTTOM</td><td>11 x 7</td></tr> <tr><td>SLANT DEPTH</td><td>1 1/8</td></tr> <tr><td>PALLET CONFIGURATION</td><td>5 x 4</td></tr> </table>	DESCRIPTION	4 lb. Duck Pan	RIM STYLE	I.C.	TOP OUT	12 3/8 x 8 3/8	TOP IN	11 1/2 x 7 1/2	BOTTOM	11 x 7	SLANT DEPTH	1 1/8	PALLET CONFIGURATION	5 x 4	<table border="1"> <tr><td>VERTICAL DEPTH</td><td>1 1/2</td></tr> <tr><td>VOLUME</td><td>66.0</td></tr> <tr><td>PACKED PER CARTON</td><td>250</td></tr> <tr><td>WEIGHT PER CAR TON</td><td>22.0</td></tr> <tr><td>CUBIC FEET</td><td>3.79</td></tr> <tr><td>UPC CODE</td><td>0 57351-40830 6</td></tr> </table>	VERTICAL DEPTH	1 1/2	VOLUME	66.0	PACKED PER CARTON	250	WEIGHT PER CAR TON	22.0	CUBIC FEET	3.79	UPC CODE	0 57351-40830 6
DESCRIPTION	4 lb. Duck Pan																											
RIM STYLE	I.C.																											
TOP OUT	12 3/8 x 8 3/8																											
TOP IN	11 1/2 x 7 1/2																											
BOTTOM	11 x 7																											
SLANT DEPTH	1 1/8																											
PALLET CONFIGURATION	5 x 4																											
VERTICAL DEPTH	1 1/2																											
VOLUME	66.0																											
PACKED PER CARTON	250																											
WEIGHT PER CAR TON	22.0																											
CUBIC FEET	3.79																											
UPC CODE	0 57351-40830 6																											
 40815LR	<table border="1"> <tr><td>DESCRIPTION</td><td>Duck Pan Board Lid</td></tr> <tr><td>FITS CONTAINER</td><td>408-3-45</td></tr> <tr><td>CORNER RADIUS</td><td>1 3/16</td></tr> <tr><td>PACK</td><td>250</td></tr> <tr><td>PALLET CONFIGURATION</td><td>15 x 6</td></tr> </table>	DESCRIPTION	Duck Pan Board Lid	FITS CONTAINER	408-3-45	CORNER RADIUS	1 3/16	PACK	250	PALLET CONFIGURATION	15 x 6	<table border="1"> <tr><td>WEIGHT PER CASE PER LBS</td><td>11</td></tr> <tr><td>CUBIC FEET</td><td>.31</td></tr> <tr><td>UPC CODE</td><td>0 57351-00408 9</td></tr> </table>	WEIGHT PER CASE PER LBS	11	CUBIC FEET	.31	UPC CODE	0 57351-00408 9										
DESCRIPTION	Duck Pan Board Lid																											
FITS CONTAINER	408-3-45																											
CORNER RADIUS	1 3/16																											
PACK	250																											
PALLET CONFIGURATION	15 x 6																											
WEIGHT PER CASE PER LBS	11																											
CUBIC FEET	.31																											
UPC CODE	0 57351-00408 9																											
 408UDR	<table border="1"> <tr><td>DESCRIPTION</td><td>12 3/8" x 8 3/8" Duck Pan Oblong Dome</td></tr> <tr><td>FITS CONTAINER</td><td>408-3-45</td></tr> <tr><td>CORNER RADIUS</td><td>-</td></tr> <tr><td>PACK</td><td>250</td></tr> <tr><td>PALLET CONFIGURATION</td><td>12 x 4</td></tr> </table>	DESCRIPTION	12 3/8" x 8 3/8" Duck Pan Oblong Dome	FITS CONTAINER	408-3-45	CORNER RADIUS	-	PACK	250	PALLET CONFIGURATION	12 x 4	<table border="1"> <tr><td>WEIGHT PER CASE PER LBS</td><td>9</td></tr> <tr><td>CUBIC FEET</td><td>.78</td></tr> <tr><td>UPC CODE</td><td>0 72026-40800 9</td></tr> </table>	WEIGHT PER CASE PER LBS	9	CUBIC FEET	.78	UPC CODE	0 72026-40800 9										
DESCRIPTION	12 3/8" x 8 3/8" Duck Pan Oblong Dome																											
FITS CONTAINER	408-3-45																											
CORNER RADIUS	-																											
PACK	250																											
PALLET CONFIGURATION	12 x 4																											
WEIGHT PER CASE PER LBS	9																											
CUBIC FEET	.78																											
UPC CODE	0 72026-40800 9																											










Rectangulars, Oblongs & Squares

 41030D	<table border="1"> <tr><td>DESCRIPTION</td><td>Oblong Strudel Pan</td></tr> <tr><td>RIM STYLE</td><td>F.C.</td></tr> <tr><td>TOP OUT</td><td>11¹/₁₆ x 4¹/₁₆</td></tr> <tr><td>TOP IN</td><td>11 x 3³/₄</td></tr> <tr><td>BOTTOM</td><td>10³/₄ x 3¹/₂</td></tr> <tr><td>SLANT DEPTH</td><td>2⁷/₃₂</td></tr> <tr><td>PALLET CONFIGURATION</td><td>4 x 5</td></tr> </table>	DESCRIPTION	Oblong Strudel Pan	RIM STYLE	F.C.	TOP OUT	11 ¹ / ₁₆ x 4 ¹ / ₁₆	TOP IN	11 x 3 ³ / ₄	BOTTOM	10 ³ / ₄ x 3 ¹ / ₂	SLANT DEPTH	2 ⁷ / ₃₂	PALLET CONFIGURATION	4 x 5	<table border="1"> <tr><td>VERTICAL DEPTH</td><td>1³/₁₆</td></tr> <tr><td>VOLUME</td><td>17.3</td></tr> <tr><td>PACKED PER CARTON</td><td>500</td></tr> <tr><td>WEIGHT PER CAR TON</td><td>12.14</td></tr> <tr><td>CUBIC FEET</td><td>2.52</td></tr> <tr><td>UPC CODE</td><td>0 57351-41030 9</td></tr> </table>	VERTICAL DEPTH	1 ³ / ₁₆	VOLUME	17.3	PACKED PER CARTON	500	WEIGHT PER CAR TON	12.14	CUBIC FEET	2.52	UPC CODE	0 57351-41030 9
DESCRIPTION	Oblong Strudel Pan																											
RIM STYLE	F.C.																											
TOP OUT	11 ¹ / ₁₆ x 4 ¹ / ₁₆																											
TOP IN	11 x 3 ³ / ₄																											
BOTTOM	10 ³ / ₄ x 3 ¹ / ₂																											
SLANT DEPTH	2 ⁷ / ₃₂																											
PALLET CONFIGURATION	4 x 5																											
VERTICAL DEPTH	1 ³ / ₁₆																											
VOLUME	17.3																											
PACKED PER CARTON	500																											
WEIGHT PER CAR TON	12.14																											
CUBIC FEET	2.52																											
UPC CODE	0 57351-41030 9																											
 41730F	<table border="1"> <tr><td>DESCRIPTION</td><td>Danish Tray</td></tr> <tr><td>RIM STYLE</td><td>F.C.</td></tr> <tr><td>TOP OUT</td><td>11¹/₁₆ x 5⁵/₁₆</td></tr> <tr><td>TOP IN</td><td>10¹/₁₆ x 4¹/₁₆</td></tr> <tr><td>BOTTOM</td><td>10¹/₄ x 4</td></tr> <tr><td>SLANT DEPTH</td><td>1³/₁₆</td></tr> <tr><td>PALLET CONFIGURATION</td><td></td></tr> </table>	DESCRIPTION	Danish Tray	RIM STYLE	F.C.	TOP OUT	11 ¹ / ₁₆ x 5 ⁵ / ₁₆	TOP IN	10 ¹ / ₁₆ x 4 ¹ / ₁₆	BOTTOM	10 ¹ / ₄ x 4	SLANT DEPTH	1 ³ / ₁₆	PALLET CONFIGURATION		<table border="1"> <tr><td>VERTICAL DEPTH</td><td>7¹/₁₆</td></tr> <tr><td>VOLUME</td><td>18.9</td></tr> <tr><td>PACKED PER CARTON</td><td>1000</td></tr> <tr><td>WEIGHT PER CAR TON</td><td>32</td></tr> <tr><td>CUBIC FEET</td><td>4.47</td></tr> <tr><td>UPC CODE</td><td>0 57351-41730 8</td></tr> </table>	VERTICAL DEPTH	7 ¹ / ₁₆	VOLUME	18.9	PACKED PER CARTON	1000	WEIGHT PER CAR TON	32	CUBIC FEET	4.47	UPC CODE	0 57351-41730 8
DESCRIPTION	Danish Tray																											
RIM STYLE	F.C.																											
TOP OUT	11 ¹ / ₁₆ x 5 ⁵ / ₁₆																											
TOP IN	10 ¹ / ₁₆ x 4 ¹ / ₁₆																											
BOTTOM	10 ¹ / ₄ x 4																											
SLANT DEPTH	1 ³ / ₁₆																											
PALLET CONFIGURATION																												
VERTICAL DEPTH	7 ¹ / ₁₆																											
VOLUME	18.9																											
PACKED PER CARTON	1000																											
WEIGHT PER CAR TON	32																											
CUBIC FEET	4.47																											
UPC CODE	0 57351-41730 8																											
 42155B	<table border="1"> <tr><td>DESCRIPTION</td><td>1/2 Size Sheet Cake Pan</td></tr> <tr><td>RIM STYLE</td><td>F.C.</td></tr> <tr><td>TOP OUT</td><td>17⁷/₁₆ x 12¹/₁₆</td></tr> <tr><td>TOP IN</td><td>17¹/₁₆ x 12¹/₄</td></tr> <tr><td>BOTTOM</td><td>16¹/₁₆ x 11¹/₁₆</td></tr> <tr><td>SLANT DEPTH</td><td>1¹/₁₆</td></tr> <tr><td>PALLET CONFIGURATION</td><td>7 x 4</td></tr> </table>	DESCRIPTION	1/2 Size Sheet Cake Pan	RIM STYLE	F.C.	TOP OUT	17 ⁷ / ₁₆ x 12 ¹ / ₁₆	TOP IN	17 ¹ / ₁₆ x 12 ¹ / ₄	BOTTOM	16 ¹ / ₁₆ x 11 ¹ / ₁₆	SLANT DEPTH	1 ¹ / ₁₆	PALLET CONFIGURATION	7 x 4	<table border="1"> <tr><td>VERTICAL DEPTH</td><td>1¹/₂</td></tr> <tr><td>VOLUME</td><td>121.1</td></tr> <tr><td>PACKED PER CARTON</td><td>100</td></tr> <tr><td>WEIGHT PER CAR TON</td><td>18.73</td></tr> <tr><td>CUBIC FEET</td><td>2.58</td></tr> <tr><td>UPC CODE</td><td>0 57351-42130 5</td></tr> </table>	VERTICAL DEPTH	1 ¹ / ₂	VOLUME	121.1	PACKED PER CARTON	100	WEIGHT PER CAR TON	18.73	CUBIC FEET	2.58	UPC CODE	0 57351-42130 5
DESCRIPTION	1/2 Size Sheet Cake Pan																											
RIM STYLE	F.C.																											
TOP OUT	17 ⁷ / ₁₆ x 12 ¹ / ₁₆																											
TOP IN	17 ¹ / ₁₆ x 12 ¹ / ₄																											
BOTTOM	16 ¹ / ₁₆ x 11 ¹ / ₁₆																											
SLANT DEPTH	1 ¹ / ₁₆																											
PALLET CONFIGURATION	7 x 4																											
VERTICAL DEPTH	1 ¹ / ₂																											
VOLUME	121.1																											
PACKED PER CARTON	100																											
WEIGHT PER CAR TON	18.73																											
CUBIC FEET	2.58																											
UPC CODE	0 57351-42130 5																											
 421UDB	<table border="1"> <tr><td>DESCRIPTION</td><td>18" x 13" x 3" Oblong Dome Lid</td></tr> <tr><td>FITS CONTAINER</td><td>421-55</td></tr> <tr><td>CORNER RADIUS</td><td>-</td></tr> <tr><td>PACK</td><td>100</td></tr> <tr><td>PALLET CONFIGURATION</td><td>5 x 4</td></tr> </table>	DESCRIPTION	18" x 13" x 3" Oblong Dome Lid	FITS CONTAINER	421-55	CORNER RADIUS	-	PACK	100	PALLET CONFIGURATION	5 x 4	<table border="1"> <tr><td>WEIGHT PER CASE PER LBS</td><td>16</td></tr> <tr><td>CUBIC FEET</td><td>3.56</td></tr> <tr><td>UPC CODE</td><td>0 72026-42100 8</td></tr> </table>	WEIGHT PER CASE PER LBS	16	CUBIC FEET	3.56	UPC CODE	0 72026-42100 8										
DESCRIPTION	18" x 13" x 3" Oblong Dome Lid																											
FITS CONTAINER	421-55																											
CORNER RADIUS	-																											
PACK	100																											
PALLET CONFIGURATION	5 x 4																											
WEIGHT PER CASE PER LBS	16																											
CUBIC FEET	3.56																											
UPC CODE	0 72026-42100 8																											
 42245B	<table border="1"> <tr><td>DESCRIPTION</td><td>1/4 Size Sheet Cake Pan</td></tr> <tr><td>RIM STYLE</td><td>F.C.</td></tr> <tr><td>TOP OUT</td><td>12¹/₁₆ x 8³/₁₆</td></tr> <tr><td>TOP IN</td><td>12¹/₄ x 8¹/₄</td></tr> <tr><td>BOTTOM</td><td>11¹/₁₆ x 7⁷/₁₆</td></tr> <tr><td>SLANT DEPTH</td><td>1¹/₁₆</td></tr> <tr><td>PALLET CONFIGURATION</td><td>7 x 7</td></tr> </table>	DESCRIPTION	1/4 Size Sheet Cake Pan	RIM STYLE	F.C.	TOP OUT	12 ¹ / ₁₆ x 8 ³ / ₁₆	TOP IN	12 ¹ / ₄ x 8 ¹ / ₄	BOTTOM	11 ¹ / ₁₆ x 7 ⁷ / ₁₆	SLANT DEPTH	1 ¹ / ₁₆	PALLET CONFIGURATION	7 x 7	<table border="1"> <tr><td>VERTICAL DEPTH</td><td>1¹/₂</td></tr> <tr><td>VOLUME</td><td>57.3</td></tr> <tr><td>PACKED PER CARTON</td><td>100</td></tr> <tr><td>WEIGHT PER CAR TON</td><td>8.83</td></tr> <tr><td>CUBIC FEET</td><td>1.20</td></tr> <tr><td>UPC CODE</td><td>0 57351-42230 2</td></tr> </table>	VERTICAL DEPTH	1 ¹ / ₂	VOLUME	57.3	PACKED PER CARTON	100	WEIGHT PER CAR TON	8.83	CUBIC FEET	1.20	UPC CODE	0 57351-42230 2
DESCRIPTION	1/4 Size Sheet Cake Pan																											
RIM STYLE	F.C.																											
TOP OUT	12 ¹ / ₁₆ x 8 ³ / ₁₆																											
TOP IN	12 ¹ / ₄ x 8 ¹ / ₄																											
BOTTOM	11 ¹ / ₁₆ x 7 ⁷ / ₁₆																											
SLANT DEPTH	1 ¹ / ₁₆																											
PALLET CONFIGURATION	7 x 7																											
VERTICAL DEPTH	1 ¹ / ₂																											
VOLUME	57.3																											
PACKED PER CARTON	100																											
WEIGHT PER CAR TON	8.83																											
CUBIC FEET	1.20																											
UPC CODE	0 57351-42230 2																											
 422HUBB	<table border="1"> <tr><td>DESCRIPTION</td><td>13¹/₈" x 9" x 2³/₈" Oblong Dome Lid</td></tr> <tr><td>FITS CONTAINER</td><td>42245</td></tr> <tr><td>CORNER RADIUS</td><td>-</td></tr> <tr><td>HIGH DOME</td><td></td></tr> <tr><td>PALLET CONFIGURATION</td><td>6 x 6</td></tr> </table>	DESCRIPTION	13 ¹ / ₈ " x 9" x 2 ³ / ₈ " Oblong Dome Lid	FITS CONTAINER	42245	CORNER RADIUS	-	HIGH DOME		PALLET CONFIGURATION	6 x 6	<table border="1"> <tr><td>PACK</td><td>100</td></tr> <tr><td>WEIGHT PER CASE PER LBS</td><td>15</td></tr> <tr><td>CUBIC FEET</td><td>2.7</td></tr> <tr><td>UPC CODE</td><td>0 72026-42200 5</td></tr> </table>	PACK	100	WEIGHT PER CASE PER LBS	15	CUBIC FEET	2.7	UPC CODE	0 72026-42200 5								
DESCRIPTION	13 ¹ / ₈ " x 9" x 2 ³ / ₈ " Oblong Dome Lid																											
FITS CONTAINER	42245																											
CORNER RADIUS	-																											
HIGH DOME																												
PALLET CONFIGURATION	6 x 6																											
PACK	100																											
WEIGHT PER CASE PER LBS	15																											
CUBIC FEET	2.7																											
UPC CODE	0 72026-42200 5																											
 422SUBB	<table border="1"> <tr><td>DESCRIPTION</td><td>13¹/₂" x 9" x 3³/₄" Shallow Oblong Dome Lid</td></tr> <tr><td>FITS CONTAINER</td><td>42245</td></tr> <tr><td>CORNER RADIUS</td><td></td></tr> <tr><td>HIGH DOME</td><td></td></tr> <tr><td>PALLET CONFIGURATION</td><td>6 x 4</td></tr> </table>	DESCRIPTION	13 ¹ / ₂ " x 9" x 3 ³ / ₄ " Shallow Oblong Dome Lid	FITS CONTAINER	42245	CORNER RADIUS		HIGH DOME		PALLET CONFIGURATION	6 x 4	<table border="1"> <tr><td>PACK</td><td>100</td></tr> <tr><td>WEIGHT PER CASE PER LBS</td><td>8</td></tr> <tr><td>CUBIC FEET</td><td>2.03</td></tr> <tr><td>UPC CODE</td><td>0 57851-42103 4</td></tr> </table>	PACK	100	WEIGHT PER CASE PER LBS	8	CUBIC FEET	2.03	UPC CODE	0 57851-42103 4								
DESCRIPTION	13 ¹ / ₂ " x 9" x 3 ³ / ₄ " Shallow Oblong Dome Lid																											
FITS CONTAINER	42245																											
CORNER RADIUS																												
HIGH DOME																												
PALLET CONFIGURATION	6 x 4																											
PACK	100																											
WEIGHT PER CASE PER LBS	8																											
CUBIC FEET	2.03																											
UPC CODE	0 57851-42103 4																											
 430330F	<table border="1"> <tr><td>DESCRIPTION</td><td>1 lb. Oblong Take Out Pan</td></tr> <tr><td>RIM STYLE</td><td>I.C.</td></tr> <tr><td>TOP OUT</td><td>5⁵/₁₆ x 4⁵/₁₆</td></tr> <tr><td>TOP IN</td><td>5¹/₁₆ x 4¹/₁₆</td></tr> <tr><td>BOTTOM</td><td>4⁵/₁₆ x 3⁵/₁₆</td></tr> <tr><td>SLANT DEPTH</td><td>1¹/₁₆</td></tr> <tr><td>PALLET CONFIGURATION</td><td>4 x 4</td></tr> </table>	DESCRIPTION	1 lb. Oblong Take Out Pan	RIM STYLE	I.C.	TOP OUT	5 ⁵ / ₁₆ x 4 ⁵ / ₁₆	TOP IN	5 ¹ / ₁₆ x 4 ¹ / ₁₆	BOTTOM	4 ⁵ / ₁₆ x 3 ⁵ / ₁₆	SLANT DEPTH	1 ¹ / ₁₆	PALLET CONFIGURATION	4 x 4	<table border="1"> <tr><td>VERTICAL DEPTH</td><td>1¹/₁₆</td></tr> <tr><td>VOLUME</td><td>14.4</td></tr> <tr><td>PACKED PER CARTON</td><td>1M</td></tr> <tr><td>WEIGHT PER CAR TON</td><td>20.09</td></tr> <tr><td>CUBIC FEET</td><td>3.70</td></tr> <tr><td>UPC CODE</td><td>0 57351-43031 4</td></tr> </table>	VERTICAL DEPTH	1 ¹ / ₁₆	VOLUME	14.4	PACKED PER CARTON	1M	WEIGHT PER CAR TON	20.09	CUBIC FEET	3.70	UPC CODE	0 57351-43031 4
DESCRIPTION	1 lb. Oblong Take Out Pan																											
RIM STYLE	I.C.																											
TOP OUT	5 ⁵ / ₁₆ x 4 ⁵ / ₁₆																											
TOP IN	5 ¹ / ₁₆ x 4 ¹ / ₁₆																											
BOTTOM	4 ⁵ / ₁₆ x 3 ⁵ / ₁₆																											
SLANT DEPTH	1 ¹ / ₁₆																											
PALLET CONFIGURATION	4 x 4																											
VERTICAL DEPTH	1 ¹ / ₁₆																											
VOLUME	14.4																											
PACKED PER CARTON	1M																											
WEIGHT PER CAR TON	20.09																											
CUBIC FEET	3.70																											
UPC CODE	0 57351-43031 4																											
 435330D	<table border="1"> <tr><td>DESCRIPTION</td><td>15 oz. Oblong 4" x 5" Take Out Pan</td></tr> <tr><td>RIM STYLE</td><td>I.C.</td></tr> <tr><td>TOP OUT</td><td>5³/₄ x 4³/₄</td></tr> <tr><td>TOP IN</td><td>5¹/₂ x 4¹/₂</td></tr> <tr><td>BOTTOM</td><td>4¹/₂ x 3¹/₂</td></tr> <tr><td>SLANT DEPTH</td><td>1¹/₂</td></tr> <tr><td>PALLET CONFIGURATION</td><td>4 x 5</td></tr> </table>	DESCRIPTION	15 oz. Oblong 4" x 5" Take Out Pan	RIM STYLE	I.C.	TOP OUT	5 ³ / ₄ x 4 ³ / ₄	TOP IN	5 ¹ / ₂ x 4 ¹ / ₂	BOTTOM	4 ¹ / ₂ x 3 ¹ / ₂	SLANT DEPTH	1 ¹ / ₂	PALLET CONFIGURATION	4 x 5	<table border="1"> <tr><td>VERTICAL DEPTH</td><td>1¹/₂</td></tr> <tr><td>VOLUME</td><td>15.4</td></tr> <tr><td>PACKED PER CARTON</td><td>500</td></tr> <tr><td>WEIGHT PER CAR TON</td><td>10.94</td></tr> <tr><td>CUBIC FEET</td><td>3.14</td></tr> <tr><td>UPC CODE</td><td>0 57351-43530 2</td></tr> </table>	VERTICAL DEPTH	1 ¹ / ₂	VOLUME	15.4	PACKED PER CARTON	500	WEIGHT PER CAR TON	10.94	CUBIC FEET	3.14	UPC CODE	0 57351-43530 2
DESCRIPTION	15 oz. Oblong 4" x 5" Take Out Pan																											
RIM STYLE	I.C.																											
TOP OUT	5 ³ / ₄ x 4 ³ / ₄																											
TOP IN	5 ¹ / ₂ x 4 ¹ / ₂																											
BOTTOM	4 ¹ / ₂ x 3 ¹ / ₂																											
SLANT DEPTH	1 ¹ / ₂																											
PALLET CONFIGURATION	4 x 5																											
VERTICAL DEPTH	1 ¹ / ₂																											
VOLUME	15.4																											
PACKED PER CARTON	500																											
WEIGHT PER CAR TON	10.94																											
CUBIC FEET	3.14																											
UPC CODE	0 57351-43530 2																											










Rectangulars, Oblongs & Squares

 43515LD	<table border="1"> <tr><td>DESCRIPTION</td><td>5¹/₂" x 4¹/₂" Oblong Board Lid</td></tr> <tr><td>FITS CONTAINER</td><td>430-3, 435-3, 441-3</td></tr> <tr><td>CORNER RADIUS</td><td>⁷/₈</td></tr> <tr><td>PACK</td><td>500</td></tr> <tr><td>PALLET CONFIGURATION</td><td>25 x 4</td></tr> </table>	DESCRIPTION	5 ¹ / ₂ " x 4 ¹ / ₂ " Oblong Board Lid	FITS CONTAINER	430-3, 435-3, 441-3	CORNER RADIUS	⁷ / ₈	PACK	500	PALLET CONFIGURATION	25 x 4	<table border="1"> <tr><td>WEIGHT PER CASE PER LBS</td><td>5.95</td></tr> <tr><td>CUBIC FEET</td><td>.22</td></tr> <tr><td>UPC CODE</td><td>0 57351-00435 5</td></tr> </table>	WEIGHT PER CASE PER LBS	5.95	CUBIC FEET	.22	UPC CODE	0 57351-00435 5										
DESCRIPTION	5 ¹ / ₂ " x 4 ¹ / ₂ " Oblong Board Lid																											
FITS CONTAINER	430-3, 435-3, 441-3																											
CORNER RADIUS	⁷ / ₈																											
PACK	500																											
PALLET CONFIGURATION	25 x 4																											
WEIGHT PER CASE PER LBS	5.95																											
CUBIC FEET	.22																											
UPC CODE	0 57351-00435 5																											
 435UDD	<table border="1"> <tr><td>DESCRIPTION</td><td>5¹/₂" x 4¹/₂" x ³/₄" Oblong Dome Lid</td></tr> <tr><td>FITS CONTAINER</td><td>430-3, 435-3</td></tr> <tr><td>CORNER RADIUS</td><td>-</td></tr> <tr><td>PACK</td><td>500</td></tr> <tr><td>PALLET CONFIGURATION</td><td>15 x 7</td></tr> </table>	DESCRIPTION	5 ¹ / ₂ " x 4 ¹ / ₂ " x ³ / ₄ " Oblong Dome Lid	FITS CONTAINER	430-3, 435-3	CORNER RADIUS	-	PACK	500	PALLET CONFIGURATION	15 x 7	<table border="1"> <tr><td>WEIGHT PER CASE PER LBS</td><td>6.17</td></tr> <tr><td>CUBIC FEET</td><td>.64</td></tr> <tr><td>UPC CODE</td><td>0 72025-43500 5</td></tr> </table>	WEIGHT PER CASE PER LBS	6.17	CUBIC FEET	.64	UPC CODE	0 72025-43500 5										
DESCRIPTION	5 ¹ / ₂ " x 4 ¹ / ₂ " x ³ / ₄ " Oblong Dome Lid																											
FITS CONTAINER	430-3, 435-3																											
CORNER RADIUS	-																											
PACK	500																											
PALLET CONFIGURATION	15 x 7																											
WEIGHT PER CASE PER LBS	6.17																											
CUBIC FEET	.64																											
UPC CODE	0 72025-43500 5																											
 43735D	<table border="1"> <tr><td>DESCRIPTION</td><td>Bakery/Tray Pan</td></tr> <tr><td>RIM STYLE</td><td>F.C.</td></tr> <tr><td>TOP OUT</td><td>9¹/₈ x 7³/₈</td></tr> <tr><td>TOP IN</td><td>9¹/₄ x 6¹/₂</td></tr> <tr><td>BOTTOM</td><td>8¹/₈ x 6</td></tr> <tr><td>SLANT DEPTH</td><td>1¹/₈</td></tr> <tr><td>PALLET CONFIGURATION</td><td>4 x 3</td></tr> </table>	DESCRIPTION	Bakery/Tray Pan	RIM STYLE	F.C.	TOP OUT	9 ¹ / ₈ x 7 ³ / ₈	TOP IN	9 ¹ / ₄ x 6 ¹ / ₂	BOTTOM	8 ¹ / ₈ x 6	SLANT DEPTH	1 ¹ / ₈	PALLET CONFIGURATION	4 x 3	<table border="1"> <tr><td>VERTICAL DEPTH</td><td>1³/₈</td></tr> <tr><td>VOLUME</td><td>37.5</td></tr> <tr><td>PACKED PER CARTON</td><td>500</td></tr> <tr><td>WEIGHT PER CAR TON</td><td>20.9</td></tr> <tr><td>CUBIC FEET</td><td>4.3</td></tr> <tr><td>UPC CODE</td><td>0 57351-43730 6</td></tr> </table>	VERTICAL DEPTH	1 ³ / ₈	VOLUME	37.5	PACKED PER CARTON	500	WEIGHT PER CAR TON	20.9	CUBIC FEET	4.3	UPC CODE	0 57351-43730 6
DESCRIPTION	Bakery/Tray Pan																											
RIM STYLE	F.C.																											
TOP OUT	9 ¹ / ₈ x 7 ³ / ₈																											
TOP IN	9 ¹ / ₄ x 6 ¹ / ₂																											
BOTTOM	8 ¹ / ₈ x 6																											
SLANT DEPTH	1 ¹ / ₈																											
PALLET CONFIGURATION	4 x 3																											
VERTICAL DEPTH	1 ³ / ₈																											
VOLUME	37.5																											
PACKED PER CARTON	500																											
WEIGHT PER CAR TON	20.9																											
CUBIC FEET	4.3																											
UPC CODE	0 57351-43730 6																											
 44035D	<table border="1"> <tr><td>DESCRIPTION</td><td>7" Square Cake Pan</td></tr> <tr><td>RIM STYLE</td><td>F.C.</td></tr> <tr><td>TOP OUT</td><td>7¹/₈ x 7¹/₈</td></tr> <tr><td>TOP IN</td><td>6³/₈ x 6³/₈</td></tr> <tr><td>BOTTOM</td><td>5³/₈ x 5¹/₈</td></tr> <tr><td>SLANT DEPTH</td><td>1¹/₈</td></tr> <tr><td>PALLET CONFIGURATION</td><td>3 x 9</td></tr> </table>	DESCRIPTION	7" Square Cake Pan	RIM STYLE	F.C.	TOP OUT	7 ¹ / ₈ x 7 ¹ / ₈	TOP IN	6 ³ / ₈ x 6 ³ / ₈	BOTTOM	5 ³ / ₈ x 5 ¹ / ₈	SLANT DEPTH	1 ¹ / ₈	PALLET CONFIGURATION	3 x 9	<table border="1"> <tr><td>VERTICAL DEPTH</td><td>1¹/₈</td></tr> <tr><td>VOLUME</td><td>27.9</td></tr> <tr><td>PACKED PER CARTON</td><td>500</td></tr> <tr><td>WEIGHT PER CAR TON</td><td>17.27</td></tr> <tr><td>CUBIC FEET</td><td>2.96</td></tr> <tr><td>UPC CODE</td><td>0 53351-44030 8</td></tr> </table>	VERTICAL DEPTH	1 ¹ / ₈	VOLUME	27.9	PACKED PER CARTON	500	WEIGHT PER CAR TON	17.27	CUBIC FEET	2.96	UPC CODE	0 53351-44030 8
DESCRIPTION	7" Square Cake Pan																											
RIM STYLE	F.C.																											
TOP OUT	7 ¹ / ₈ x 7 ¹ / ₈																											
TOP IN	6 ³ / ₈ x 6 ³ / ₈																											
BOTTOM	5 ³ / ₈ x 5 ¹ / ₈																											
SLANT DEPTH	1 ¹ / ₈																											
PALLET CONFIGURATION	3 x 9																											
VERTICAL DEPTH	1 ¹ / ₈																											
VOLUME	27.9																											
PACKED PER CARTON	500																											
WEIGHT PER CAR TON	17.27																											
CUBIC FEET	2.96																											
UPC CODE	0 53351-44030 8																											
 44130F	<table border="1"> <tr><td>DESCRIPTION</td><td>Shallow Take Out Pan</td></tr> <tr><td>RIM STYLE</td><td>F.C.</td></tr> <tr><td>TOP OUT</td><td>5⁵/₈ x 4¹/₂</td></tr> <tr><td>TOP IN</td><td>5³/₈ x 4¹/₄</td></tr> <tr><td>BOTTOM</td><td>4¹/₄ x 3³/₄</td></tr> <tr><td>SLANT DEPTH</td><td>1¹/₈</td></tr> <tr><td>PALLET CONFIGURATION</td><td>4 x 4</td></tr> </table>	DESCRIPTION	Shallow Take Out Pan	RIM STYLE	F.C.	TOP OUT	5 ⁵ / ₈ x 4 ¹ / ₂	TOP IN	5 ³ / ₈ x 4 ¹ / ₄	BOTTOM	4 ¹ / ₄ x 3 ³ / ₄	SLANT DEPTH	1 ¹ / ₈	PALLET CONFIGURATION	4 x 4	<table border="1"> <tr><td>VERTICAL DEPTH</td><td>1¹/₈</td></tr> <tr><td>VOLUME</td><td>10.8</td></tr> <tr><td>PACKED PER CARTON</td><td>1000</td></tr> <tr><td>WEIGHT PER CAR TON</td><td>19.49</td></tr> <tr><td>CUBIC FEET</td><td>3.14</td></tr> <tr><td>UPC CODE</td><td>0 57351-44130 3</td></tr> </table>	VERTICAL DEPTH	1 ¹ / ₈	VOLUME	10.8	PACKED PER CARTON	1000	WEIGHT PER CAR TON	19.49	CUBIC FEET	3.14	UPC CODE	0 57351-44130 3
DESCRIPTION	Shallow Take Out Pan																											
RIM STYLE	F.C.																											
TOP OUT	5 ⁵ / ₈ x 4 ¹ / ₂																											
TOP IN	5 ³ / ₈ x 4 ¹ / ₄																											
BOTTOM	4 ¹ / ₄ x 3 ³ / ₄																											
SLANT DEPTH	1 ¹ / ₈																											
PALLET CONFIGURATION	4 x 4																											
VERTICAL DEPTH	1 ¹ / ₈																											
VOLUME	10.8																											
PACKED PER CARTON	1000																											
WEIGHT PER CAR TON	19.49																											
CUBIC FEET	3.14																											
UPC CODE	0 57351-44130 3																											
 441330F	<table border="1"> <tr><td>DESCRIPTION</td><td>Shallow Take Out Pan</td></tr> <tr><td>RIM STYLE</td><td>I.C.</td></tr> <tr><td>TOP OUT</td><td>5⁵/₈ x 4¹/₂</td></tr> <tr><td>TOP IN</td><td>5³/₈ x 4¹/₄</td></tr> <tr><td>BOTTOM</td><td>4¹/₄ x 3³/₄</td></tr> <tr><td>SLANT DEPTH</td><td>1¹/₈</td></tr> <tr><td>PALLET CONFIGURATION</td><td>4 x 4</td></tr> </table>	DESCRIPTION	Shallow Take Out Pan	RIM STYLE	I.C.	TOP OUT	5 ⁵ / ₈ x 4 ¹ / ₂	TOP IN	5 ³ / ₈ x 4 ¹ / ₄	BOTTOM	4 ¹ / ₄ x 3 ³ / ₄	SLANT DEPTH	1 ¹ / ₈	PALLET CONFIGURATION	4 x 4	<table border="1"> <tr><td>VERTICAL DEPTH</td><td>1¹/₈</td></tr> <tr><td>VOLUME</td><td>10.8</td></tr> <tr><td>PACKED PER CARTON</td><td>1M</td></tr> <tr><td>WEIGHT PER CAR TON</td><td>16.58</td></tr> <tr><td>CUBIC FEET</td><td>3.14</td></tr> <tr><td>UPC CODE</td><td>0 57351-44131 0</td></tr> </table>	VERTICAL DEPTH	1 ¹ / ₈	VOLUME	10.8	PACKED PER CARTON	1M	WEIGHT PER CAR TON	16.58	CUBIC FEET	3.14	UPC CODE	0 57351-44131 0
DESCRIPTION	Shallow Take Out Pan																											
RIM STYLE	I.C.																											
TOP OUT	5 ⁵ / ₈ x 4 ¹ / ₂																											
TOP IN	5 ³ / ₈ x 4 ¹ / ₄																											
BOTTOM	4 ¹ / ₄ x 3 ³ / ₄																											
SLANT DEPTH	1 ¹ / ₈																											
PALLET CONFIGURATION	4 x 4																											
VERTICAL DEPTH	1 ¹ / ₈																											
VOLUME	10.8																											
PACKED PER CARTON	1M																											
WEIGHT PER CAR TON	16.58																											
CUBIC FEET	3.14																											
UPC CODE	0 57351-44131 0																											
 44235D	<table border="1"> <tr><td>DESCRIPTION</td><td>8" Square Deep Cake Pan</td></tr> <tr><td>RIM STYLE</td><td>F.C.</td></tr> <tr><td>TOP OUT</td><td>8³/₈</td></tr> <tr><td>TOP IN</td><td>7³/₈</td></tr> <tr><td>BOTTOM</td><td>6¹/₈</td></tr> <tr><td>SLANT DEPTH</td><td>1¹/₈</td></tr> <tr><td>PALLET CONFIGURATION</td><td>5 x 4</td></tr> </table>	DESCRIPTION	8" Square Deep Cake Pan	RIM STYLE	F.C.	TOP OUT	8 ³ / ₈	TOP IN	7 ³ / ₈	BOTTOM	6 ¹ / ₈	SLANT DEPTH	1 ¹ / ₈	PALLET CONFIGURATION	5 x 4	<table border="1"> <tr><td>VERTICAL DEPTH</td><td>1¹/₈</td></tr> <tr><td>VOLUME</td><td>49</td></tr> <tr><td>PACKED PER CARTON</td><td>500</td></tr> <tr><td>WEIGHT PER CAR TON</td><td>23</td></tr> <tr><td>CUBIC FEET</td><td>3.28</td></tr> <tr><td>UPC CODE</td><td>0 57351-44230 0</td></tr> </table>	VERTICAL DEPTH	1 ¹ / ₈	VOLUME	49	PACKED PER CARTON	500	WEIGHT PER CAR TON	23	CUBIC FEET	3.28	UPC CODE	0 57351-44230 0
DESCRIPTION	8" Square Deep Cake Pan																											
RIM STYLE	F.C.																											
TOP OUT	8 ³ / ₈																											
TOP IN	7 ³ / ₈																											
BOTTOM	6 ¹ / ₈																											
SLANT DEPTH	1 ¹ / ₈																											
PALLET CONFIGURATION	5 x 4																											
VERTICAL DEPTH	1 ¹ / ₈																											
VOLUME	49																											
PACKED PER CARTON	500																											
WEIGHT PER CAR TON	23																											
CUBIC FEET	3.28																											
UPC CODE	0 57351-44230 0																											
 44835 ED	<table border="1"> <tr><td>DESCRIPTION</td><td>7¹/₂" Square Cake Pan</td></tr> <tr><td>RIM STYLE</td><td>F.C.</td></tr> <tr><td>TOP OUT</td><td>7¹/₂ x 7¹/₂</td></tr> <tr><td>TOP IN</td><td>6³/₄ x 6³/₄</td></tr> <tr><td>BOTTOM</td><td>5³/₈ x 5³/₈</td></tr> <tr><td>SLANT DEPTH</td><td>1¹/₄</td></tr> <tr><td>PALLET CONFIGURATION</td><td>4 x 5</td></tr> </table>	DESCRIPTION	7 ¹ / ₂ " Square Cake Pan	RIM STYLE	F.C.	TOP OUT	7 ¹ / ₂ x 7 ¹ / ₂	TOP IN	6 ³ / ₄ x 6 ³ / ₄	BOTTOM	5 ³ / ₈ x 5 ³ / ₈	SLANT DEPTH	1 ¹ / ₄	PALLET CONFIGURATION	4 x 5	<table border="1"> <tr><td>VERTICAL DEPTH</td><td>1¹/₂</td></tr> <tr><td>VOLUME</td><td></td></tr> <tr><td>PACKED PER CARTON</td><td>500</td></tr> <tr><td>WEIGHT PER CAR TON</td><td>16.5</td></tr> <tr><td>CUBIC FEET</td><td>3.14</td></tr> <tr><td>UPC CODE</td><td>0 57351-44830 2</td></tr> </table>	VERTICAL DEPTH	1 ¹ / ₂	VOLUME		PACKED PER CARTON	500	WEIGHT PER CAR TON	16.5	CUBIC FEET	3.14	UPC CODE	0 57351-44830 2
DESCRIPTION	7 ¹ / ₂ " Square Cake Pan																											
RIM STYLE	F.C.																											
TOP OUT	7 ¹ / ₂ x 7 ¹ / ₂																											
TOP IN	6 ³ / ₄ x 6 ³ / ₄																											
BOTTOM	5 ³ / ₈ x 5 ³ / ₈																											
SLANT DEPTH	1 ¹ / ₄																											
PALLET CONFIGURATION	4 x 5																											
VERTICAL DEPTH	1 ¹ / ₂																											
VOLUME																												
PACKED PER CARTON	500																											
WEIGHT PER CAR TON	16.5																											
CUBIC FEET	3.14																											
UPC CODE	0 57351-44830 2																											
 46164A	<table border="1"> <tr><td>DESCRIPTION</td><td>X-Large Rect. Roaster Ribbed Bottom</td></tr> <tr><td>RIM STYLE</td><td>F.C.</td></tr> <tr><td>TOP OUT</td><td>18¹/₈ x 14¹/₈</td></tr> <tr><td>TOP IN</td><td>17¹/₈ x 12³/₄</td></tr> <tr><td>BOTTOM</td><td>15³/₈ x 11¹/₈</td></tr> <tr><td>SLANT DEPTH</td><td>2³/₈</td></tr> <tr><td>PALLET CONFIGURATION</td><td>3 x 6</td></tr> </table>	DESCRIPTION	X-Large Rect. Roaster Ribbed Bottom	RIM STYLE	F.C.	TOP OUT	18 ¹ / ₈ x 14 ¹ / ₈	TOP IN	17 ¹ / ₈ x 12 ³ / ₄	BOTTOM	15 ³ / ₈ x 11 ¹ / ₈	SLANT DEPTH	2 ³ / ₈	PALLET CONFIGURATION	3 x 6	<table border="1"> <tr><td>VERTICAL DEPTH</td><td>2³/₈</td></tr> <tr><td>VOLUME</td><td>240.1</td></tr> <tr><td>PACKED PER CARTON</td><td>50</td></tr> <tr><td>WEIGHT PER CAR TON</td><td>16.52</td></tr> <tr><td>CUBIC FEET</td><td>2.90</td></tr> <tr><td>UPC CODE</td><td>0 57351-46130 1</td></tr> </table>	VERTICAL DEPTH	2 ³ / ₈	VOLUME	240.1	PACKED PER CARTON	50	WEIGHT PER CAR TON	16.52	CUBIC FEET	2.90	UPC CODE	0 57351-46130 1
DESCRIPTION	X-Large Rect. Roaster Ribbed Bottom																											
RIM STYLE	F.C.																											
TOP OUT	18 ¹ / ₈ x 14 ¹ / ₈																											
TOP IN	17 ¹ / ₈ x 12 ³ / ₄																											
BOTTOM	15 ³ / ₈ x 11 ¹ / ₈																											
SLANT DEPTH	2 ³ / ₈																											
PALLET CONFIGURATION	3 x 6																											
VERTICAL DEPTH	2 ³ / ₈																											
VOLUME	240.1																											
PACKED PER CARTON	50																											
WEIGHT PER CAR TON	16.52																											
CUBIC FEET	2.90																											
UPC CODE	0 57351-46130 1																											










Rectangulars, Oblongs & Squares

 <p>46324D</p>	<table border="1"> <tr><td>DESCRIPTION</td><td>Tray</td></tr> <tr><td>RIM STYLE</td><td>F.C.</td></tr> <tr><td>TOP OUT</td><td>10¹⁵/₁₆ x 6¹⁵/₁₆</td></tr> <tr><td>TOP IN</td><td>10⁹/₁₆ x 6³/₁₆</td></tr> <tr><td>BOTTOM</td><td>10¹/₄ x 6¹/₄</td></tr> <tr><td>SLANT DEPTH</td><td>1¹/₂</td></tr> <tr><td>PALLET CONFIGURATION</td><td>4 x 4</td></tr> </table>	DESCRIPTION	Tray	RIM STYLE	F.C.	TOP OUT	10 ¹⁵ / ₁₆ x 6 ¹⁵ / ₁₆	TOP IN	10 ⁹ / ₁₆ x 6 ³ / ₁₆	BOTTOM	10 ¹ / ₄ x 6 ¹ / ₄	SLANT DEPTH	1 ¹ / ₂	PALLET CONFIGURATION	4 x 4	<table border="1"> <tr><td>VERTICAL DEPTH</td><td>1</td></tr> <tr><td>VOLUME</td><td>34.5</td></tr> <tr><td>PACKED PER CARTON</td><td>500</td></tr> <tr><td>WEIGHT PER CAR TON</td><td>16.07</td></tr> <tr><td>CUBIC FEET</td><td>4.05</td></tr> <tr><td>UPC CODE</td><td>0 57351-46330 5</td></tr> </table>	VERTICAL DEPTH	1	VOLUME	34.5	PACKED PER CARTON	500	WEIGHT PER CAR TON	16.07	CUBIC FEET	4.05	UPC CODE	0 57351-46330 5
DESCRIPTION	Tray																											
RIM STYLE	F.C.																											
TOP OUT	10 ¹⁵ / ₁₆ x 6 ¹⁵ / ₁₆																											
TOP IN	10 ⁹ / ₁₆ x 6 ³ / ₁₆																											
BOTTOM	10 ¹ / ₄ x 6 ¹ / ₄																											
SLANT DEPTH	1 ¹ / ₂																											
PALLET CONFIGURATION	4 x 4																											
VERTICAL DEPTH	1																											
VOLUME	34.5																											
PACKED PER CARTON	500																											
WEIGHT PER CAR TON	16.07																											
CUBIC FEET	4.05																											
UPC CODE	0 57351-46330 5																											
 <p>46730D</p>	<table border="1"> <tr><td>DESCRIPTION</td><td>Tray</td></tr> <tr><td>RIM STYLE</td><td>F.C.</td></tr> <tr><td>TOP OUT</td><td>11¹/₂ x 7³/₄</td></tr> <tr><td>TOP IN</td><td>11¹/₄ x 7¹/₄</td></tr> <tr><td>BOTTOM</td><td>11 x 7</td></tr> <tr><td>SLANT DEPTH</td><td>³/₄</td></tr> <tr><td>PALLET CONFIGURATION</td><td>4 x 4</td></tr> </table>	DESCRIPTION	Tray	RIM STYLE	F.C.	TOP OUT	11 ¹ / ₂ x 7 ³ / ₄	TOP IN	11 ¹ / ₄ x 7 ¹ / ₄	BOTTOM	11 x 7	SLANT DEPTH	³ / ₄	PALLET CONFIGURATION	4 x 4	<table border="1"> <tr><td>VERTICAL DEPTH</td><td>²³/₃₂</td></tr> <tr><td>VOLUME</td><td>32.7</td></tr> <tr><td>PACKED PER CARTON</td><td>500</td></tr> <tr><td>WEIGHT PER CARTON</td><td>16.97</td></tr> <tr><td>CUBIC FEET</td><td>4.23</td></tr> <tr><td>UPC CODE</td><td>0 57351-46730 3</td></tr> </table>	VERTICAL DEPTH	²³ / ₃₂	VOLUME	32.7	PACKED PER CARTON	500	WEIGHT PER CARTON	16.97	CUBIC FEET	4.23	UPC CODE	0 57351-46730 3
DESCRIPTION	Tray																											
RIM STYLE	F.C.																											
TOP OUT	11 ¹ / ₂ x 7 ³ / ₄																											
TOP IN	11 ¹ / ₄ x 7 ¹ / ₄																											
BOTTOM	11 x 7																											
SLANT DEPTH	³ / ₄																											
PALLET CONFIGURATION	4 x 4																											
VERTICAL DEPTH	²³ / ₃₂																											
VOLUME	32.7																											
PACKED PER CARTON	500																											
WEIGHT PER CARTON	16.97																											
CUBIC FEET	4.23																											
UPC CODE	0 57351-46730 3																											
 <p>46930D</p>	<table border="1"> <tr><td>DESCRIPTION</td><td>Baked Sweet Goods Pan</td></tr> <tr><td>RIM STYLE</td><td>F.C.</td></tr> <tr><td>TOP OUT</td><td>8¹/₂ x 6³/₄</td></tr> <tr><td>TOP IN</td><td>8¹/₂ x 6¹/₂</td></tr> <tr><td>BOTTOM</td><td>8³/₃₂ x 6³/₃₂</td></tr> <tr><td>SLANT DEPTH</td><td>⁷/₈</td></tr> <tr><td>PALLET CONFIGURATION</td><td>6 x 4</td></tr> </table>	DESCRIPTION	Baked Sweet Goods Pan	RIM STYLE	F.C.	TOP OUT	8 ¹ / ₂ x 6 ³ / ₄	TOP IN	8 ¹ / ₂ x 6 ¹ / ₂	BOTTOM	8 ³ / ₃₂ x 6 ³ / ₃₂	SLANT DEPTH	⁷ / ₈	PALLET CONFIGURATION	6 x 4	<table border="1"> <tr><td>VERTICAL DEPTH</td><td>1³/₁₆</td></tr> <tr><td>VOLUME</td><td>25.0</td></tr> <tr><td>PACKED PER CARTON</td><td>500</td></tr> <tr><td>WEIGHT PER CARTON</td><td>15.22</td></tr> <tr><td>CUBIC FEET</td><td>2.77</td></tr> <tr><td>UPC CODE</td><td>0 57351-46930 7</td></tr> </table>	VERTICAL DEPTH	1 ³ / ₁₆	VOLUME	25.0	PACKED PER CARTON	500	WEIGHT PER CARTON	15.22	CUBIC FEET	2.77	UPC CODE	0 57351-46930 7
DESCRIPTION	Baked Sweet Goods Pan																											
RIM STYLE	F.C.																											
TOP OUT	8 ¹ / ₂ x 6 ³ / ₄																											
TOP IN	8 ¹ / ₂ x 6 ¹ / ₂																											
BOTTOM	8 ³ / ₃₂ x 6 ³ / ₃₂																											
SLANT DEPTH	⁷ / ₈																											
PALLET CONFIGURATION	6 x 4																											
VERTICAL DEPTH	1 ³ / ₁₆																											
VOLUME	25.0																											
PACKED PER CARTON	500																											
WEIGHT PER CARTON	15.22																											
CUBIC FEET	2.77																											
UPC CODE	0 57351-46930 7																											
 <p>470335D</p>	<table border="1"> <tr><td>DESCRIPTION</td><td>2 lb. Entrée Pan</td></tr> <tr><td>RIM STYLE</td><td>I.C.</td></tr> <tr><td>TOP OUT</td><td>10¹/₈ x 6¹/₄</td></tr> <tr><td>TOP IN</td><td>10¹/₄ x 5³/₈</td></tr> <tr><td>BOTTOM</td><td>9¹/₁₆ x 4¹/₁₆</td></tr> <tr><td>SLANT DEPTH</td><td>1¹/₁₆</td></tr> <tr><td>PALLET CONFIGURATION</td><td>4 x 3</td></tr> </table>	DESCRIPTION	2 lb. Entrée Pan	RIM STYLE	I.C.	TOP OUT	10 ¹ / ₈ x 6 ¹ / ₄	TOP IN	10 ¹ / ₄ x 5 ³ / ₈	BOTTOM	9 ¹ / ₁₆ x 4 ¹ / ₁₆	SLANT DEPTH	1 ¹ / ₁₆	PALLET CONFIGURATION	4 x 3	<table border="1"> <tr><td>VERTICAL DEPTH</td><td>1¹/₂</td></tr> <tr><td>VOLUME</td><td>39.3</td></tr> <tr><td>PACKED PER CARTON</td><td>500</td></tr> <tr><td>WEIGHT PER CARTON</td><td>23.31</td></tr> <tr><td>CUBIC FEET</td><td>5.79</td></tr> <tr><td>UPC CODE</td><td>0 57351-47030 3</td></tr> </table>	VERTICAL DEPTH	1 ¹ / ₂	VOLUME	39.3	PACKED PER CARTON	500	WEIGHT PER CARTON	23.31	CUBIC FEET	5.79	UPC CODE	0 57351-47030 3
DESCRIPTION	2 lb. Entrée Pan																											
RIM STYLE	I.C.																											
TOP OUT	10 ¹ / ₈ x 6 ¹ / ₄																											
TOP IN	10 ¹ / ₄ x 5 ³ / ₈																											
BOTTOM	9 ¹ / ₁₆ x 4 ¹ / ₁₆																											
SLANT DEPTH	1 ¹ / ₁₆																											
PALLET CONFIGURATION	4 x 3																											
VERTICAL DEPTH	1 ¹ / ₂																											
VOLUME	39.3																											
PACKED PER CARTON	500																											
WEIGHT PER CARTON	23.31																											
CUBIC FEET	5.79																											
UPC CODE	0 57351-47030 3																											
 <p>47018LD</p>	<table border="1"> <tr><td>DESCRIPTION</td><td>Oblong Board Lid</td></tr> <tr><td>FITS CONTAINER</td><td>470335</td></tr> <tr><td>CORNER RADIUS</td><td></td></tr> <tr><td>PACK</td><td>500</td></tr> <tr><td>PALLET CONFIGURATION</td><td>20 x 5</td></tr> </table>	DESCRIPTION	Oblong Board Lid	FITS CONTAINER	470335	CORNER RADIUS		PACK	500	PALLET CONFIGURATION	20 x 5	<table border="1"> <tr><td>WEIGHT PER CASE PER LBS</td><td>15.45</td></tr> <tr><td>CUBIC FEET</td><td>.31</td></tr> <tr><td>UPC CODE</td><td>0 573511470044</td></tr> </table>	WEIGHT PER CASE PER LBS	15.45	CUBIC FEET	.31	UPC CODE	0 573511470044										
DESCRIPTION	Oblong Board Lid																											
FITS CONTAINER	470335																											
CORNER RADIUS																												
PACK	500																											
PALLET CONFIGURATION	20 x 5																											
WEIGHT PER CASE PER LBS	15.45																											
CUBIC FEET	.31																											
UPC CODE	0 573511470044																											
 <p>47135D</p>	<table border="1"> <tr><td>DESCRIPTION</td><td>Loaf Pan, Pound Cake Pan</td></tr> <tr><td>RIM STYLE</td><td>F.C.</td></tr> <tr><td>TOP OUT</td><td>8³/₁₆ x 4⁹/₁₆</td></tr> <tr><td>TOP IN</td><td>7¹/₈ x 3³/₈</td></tr> <tr><td>BOTTOM</td><td>7³/₁₆ x 3¹/₁₆</td></tr> <tr><td>SLANT DEPTH</td><td>2¹/₈</td></tr> <tr><td>PALLET CONFIGURATION</td><td>4 x 2</td></tr> </table>	DESCRIPTION	Loaf Pan, Pound Cake Pan	RIM STYLE	F.C.	TOP OUT	8 ³ / ₁₆ x 4 ⁹ / ₁₆	TOP IN	7 ¹ / ₈ x 3 ³ / ₈	BOTTOM	7 ³ / ₁₆ x 3 ¹ / ₁₆	SLANT DEPTH	2 ¹ / ₈	PALLET CONFIGURATION	4 x 2	<table border="1"> <tr><td>VERTICAL DEPTH</td><td>2⁷/₃₂</td></tr> <tr><td>VOLUME</td><td>30.7</td></tr> <tr><td>PACKED PER CARTON</td><td>500</td></tr> <tr><td>WEIGHT PER CAR TON</td><td>19.68</td></tr> <tr><td>CUBIC FEET</td><td>5.35</td></tr> <tr><td>UPC CODE</td><td>0 57351-47130 0</td></tr> </table>	VERTICAL DEPTH	2 ⁷ / ₃₂	VOLUME	30.7	PACKED PER CARTON	500	WEIGHT PER CAR TON	19.68	CUBIC FEET	5.35	UPC CODE	0 57351-47130 0
DESCRIPTION	Loaf Pan, Pound Cake Pan																											
RIM STYLE	F.C.																											
TOP OUT	8 ³ / ₁₆ x 4 ⁹ / ₁₆																											
TOP IN	7 ¹ / ₈ x 3 ³ / ₈																											
BOTTOM	7 ³ / ₁₆ x 3 ¹ / ₁₆																											
SLANT DEPTH	2 ¹ / ₈																											
PALLET CONFIGURATION	4 x 2																											
VERTICAL DEPTH	2 ⁷ / ₃₂																											
VOLUME	30.7																											
PACKED PER CARTON	500																											
WEIGHT PER CAR TON	19.68																											
CUBIC FEET	5.35																											
UPC CODE	0 57351-47130 0																											
 <p>471335D</p>	<table border="1"> <tr><td>DESCRIPTION</td><td>Loaf Pan, Pound Cake Pan</td></tr> <tr><td>RIM STYLE</td><td>I.C.</td></tr> <tr><td>TOP OUT</td><td>8³/₁₆ x 4⁹/₁₆</td></tr> <tr><td>TOP IN</td><td>7¹/₈ x 3³/₈</td></tr> <tr><td>BOTTOM</td><td>7³/₁₆ x 3¹/₁₆</td></tr> <tr><td>SLANT DEPTH</td><td>2¹/₈</td></tr> <tr><td>PALLET CONFIGURATION</td><td>4 x 2</td></tr> </table>	DESCRIPTION	Loaf Pan, Pound Cake Pan	RIM STYLE	I.C.	TOP OUT	8 ³ / ₁₆ x 4 ⁹ / ₁₆	TOP IN	7 ¹ / ₈ x 3 ³ / ₈	BOTTOM	7 ³ / ₁₆ x 3 ¹ / ₁₆	SLANT DEPTH	2 ¹ / ₈	PALLET CONFIGURATION	4 x 2	<table border="1"> <tr><td>VERTICAL DEPTH</td><td>2⁷/₃₂</td></tr> <tr><td>VOLUME</td><td>30.7</td></tr> <tr><td>PACKED PER CARTON</td><td>500</td></tr> <tr><td>WEIGHT PER CARTON</td><td>20.56</td></tr> <tr><td>CUBIC FEET</td><td>5.35</td></tr> <tr><td>UPC CODE</td><td>0 57351-47131 7</td></tr> </table>	VERTICAL DEPTH	2 ⁷ / ₃₂	VOLUME	30.7	PACKED PER CARTON	500	WEIGHT PER CARTON	20.56	CUBIC FEET	5.35	UPC CODE	0 57351-47131 7
DESCRIPTION	Loaf Pan, Pound Cake Pan																											
RIM STYLE	I.C.																											
TOP OUT	8 ³ / ₁₆ x 4 ⁹ / ₁₆																											
TOP IN	7 ¹ / ₈ x 3 ³ / ₈																											
BOTTOM	7 ³ / ₁₆ x 3 ¹ / ₁₆																											
SLANT DEPTH	2 ¹ / ₈																											
PALLET CONFIGURATION	4 x 2																											
VERTICAL DEPTH	2 ⁷ / ₃₂																											
VOLUME	30.7																											
PACKED PER CARTON	500																											
WEIGHT PER CARTON	20.56																											
CUBIC FEET	5.35																											
UPC CODE	0 57351-47131 7																											
 <p>472344D</p>	<table border="1"> <tr><td>DESCRIPTION</td><td>Entrée/Bakery Pan</td></tr> <tr><td>RIM STYLE</td><td>I.C.</td></tr> <tr><td>TOP OUT</td><td>11 x 7⁷/₁₆</td></tr> <tr><td>TOP IN</td><td>10³/₁₆ x 6⁷/₁₆</td></tr> <tr><td>BOTTOM</td><td>9¹/₁₆ x 5³/₁₆</td></tr> <tr><td>SLANT DEPTH</td><td>1¹/₃₂</td></tr> <tr><td>PALLET CONFIGURATION</td><td>4 x 2</td></tr> </table>	DESCRIPTION	Entrée/Bakery Pan	RIM STYLE	I.C.	TOP OUT	11 x 7 ⁷ / ₁₆	TOP IN	10 ³ / ₁₆ x 6 ⁷ / ₁₆	BOTTOM	9 ¹ / ₁₆ x 5 ³ / ₁₆	SLANT DEPTH	1 ¹ / ₃₂	PALLET CONFIGURATION	4 x 2	<table border="1"> <tr><td>VERTICAL DEPTH</td><td>1¹/₂</td></tr> <tr><td>VOLUME</td><td>50.1</td></tr> <tr><td>PACKED PER CARTON</td><td>500</td></tr> <tr><td>WEIGHT PER CARTON</td><td>30</td></tr> <tr><td>CUBIC FEET</td><td>7.03</td></tr> <tr><td>UPC CODE</td><td>0 57351-47230 7</td></tr> </table>	VERTICAL DEPTH	1 ¹ / ₂	VOLUME	50.1	PACKED PER CARTON	500	WEIGHT PER CARTON	30	CUBIC FEET	7.03	UPC CODE	0 57351-47230 7
DESCRIPTION	Entrée/Bakery Pan																											
RIM STYLE	I.C.																											
TOP OUT	11 x 7 ⁷ / ₁₆																											
TOP IN	10 ³ / ₁₆ x 6 ⁷ / ₁₆																											
BOTTOM	9 ¹ / ₁₆ x 5 ³ / ₁₆																											
SLANT DEPTH	1 ¹ / ₃₂																											
PALLET CONFIGURATION	4 x 2																											
VERTICAL DEPTH	1 ¹ / ₂																											
VOLUME	50.1																											
PACKED PER CARTON	500																											
WEIGHT PER CARTON	30																											
CUBIC FEET	7.03																											
UPC CODE	0 57351-47230 7																											
 <p>47218LD</p>	<table border="1"> <tr><td>DESCRIPTION</td><td>7¹/₂" x 10³/₄" Entrée Board Lid</td></tr> <tr><td>FITS CONTAINER</td><td>472-3</td></tr> <tr><td>CORNER RADIUS</td><td>-</td></tr> <tr><td>PACK</td><td>500</td></tr> <tr><td>PALLET CONFIGURATION</td><td>20 x 5</td></tr> </table>	DESCRIPTION	7 ¹ / ₂ " x 10 ³ / ₄ " Entrée Board Lid	FITS CONTAINER	472-3	CORNER RADIUS	-	PACK	500	PALLET CONFIGURATION	20 x 5	<table border="1"> <tr><td>WEIGHT PER CASE PER LBS</td><td>19.62</td></tr> <tr><td>CUBIC FEET</td><td>.51</td></tr> <tr><td>UPC CODE</td><td>0 57351-00472 0</td></tr> </table>	WEIGHT PER CASE PER LBS	19.62	CUBIC FEET	.51	UPC CODE	0 57351-00472 0										
DESCRIPTION	7 ¹ / ₂ " x 10 ³ / ₄ " Entrée Board Lid																											
FITS CONTAINER	472-3																											
CORNER RADIUS	-																											
PACK	500																											
PALLET CONFIGURATION	20 x 5																											
WEIGHT PER CASE PER LBS	19.62																											
CUBIC FEET	.51																											
UPC CODE	0 57351-00472 0																											




Rectangulars, Oblongs & Squares

 47335D	<table border="1"> <tr><td>DESCRIPTION</td><td>2 lb. Loaf Pan</td></tr> <tr><td>RIM STYLE</td><td>F.C.</td></tr> <tr><td>TOP OUT</td><td>8⁵/₁₆ x 4⁵/₁₆</td></tr> <tr><td>TOP IN</td><td>8 x 3⁷/₈</td></tr> <tr><td>BOTTOM</td><td>7⁷/₈ x 3¹/₄</td></tr> <tr><td>SLANT DEPTH</td><td>2¹/₂</td></tr> <tr><td>PALLET CONFIGURATION</td><td>4 x 4</td></tr> </table>	DESCRIPTION	2 lb. Loaf Pan	RIM STYLE	F.C.	TOP OUT	8 ⁵ / ₁₆ x 4 ⁵ / ₁₆	TOP IN	8 x 3 ⁷ / ₈	BOTTOM	7 ⁷ / ₈ x 3 ¹ / ₄	SLANT DEPTH	2 ¹ / ₂	PALLET CONFIGURATION	4 x 4	<table border="1"> <tr><td>VERTICAL DEPTH</td><td>2⁷/₁₆</td></tr> <tr><td>VOLUME</td><td>36.0</td></tr> <tr><td>PACKED PER CARTON</td><td>500</td></tr> <tr><td>WEIGHT PER CARTON</td><td>21.15</td></tr> <tr><td>CUBIC FEET</td><td>3.14</td></tr> <tr><td>UPC CODE</td><td>0 57351-47330 4</td></tr> </table>	VERTICAL DEPTH	2 ⁷ / ₁₆	VOLUME	36.0	PACKED PER CARTON	500	WEIGHT PER CARTON	21.15	CUBIC FEET	3.14	UPC CODE	0 57351-47330 4
DESCRIPTION	2 lb. Loaf Pan																											
RIM STYLE	F.C.																											
TOP OUT	8 ⁵ / ₁₆ x 4 ⁵ / ₁₆																											
TOP IN	8 x 3 ⁷ / ₈																											
BOTTOM	7 ⁷ / ₈ x 3 ¹ / ₄																											
SLANT DEPTH	2 ¹ / ₂																											
PALLET CONFIGURATION	4 x 4																											
VERTICAL DEPTH	2 ⁷ / ₁₆																											
VOLUME	36.0																											
PACKED PER CARTON	500																											
WEIGHT PER CARTON	21.15																											
CUBIC FEET	3.14																											
UPC CODE	0 57351-47330 4																											
 473335D	<table border="1"> <tr><td>DESCRIPTION</td><td>2 lb. Loaf Pan</td></tr> <tr><td>RIM STYLE</td><td>I.C.</td></tr> <tr><td>TOP OUT</td><td>8⁵/₁₆ x 4⁵/₁₆</td></tr> <tr><td>TOP IN</td><td>8 x 3⁷/₈</td></tr> <tr><td>BOTTOM</td><td>7⁷/₈ x 3¹/₄</td></tr> <tr><td>SLANT DEPTH</td><td>2¹/₂</td></tr> <tr><td>PALLET CONFIGURATION</td><td>4 x 4</td></tr> </table>	DESCRIPTION	2 lb. Loaf Pan	RIM STYLE	I.C.	TOP OUT	8 ⁵ / ₁₆ x 4 ⁵ / ₁₆	TOP IN	8 x 3 ⁷ / ₈	BOTTOM	7 ⁷ / ₈ x 3 ¹ / ₄	SLANT DEPTH	2 ¹ / ₂	PALLET CONFIGURATION	4 x 4	<table border="1"> <tr><td>VERTICAL DEPTH</td><td>2⁷/₁₆</td></tr> <tr><td>VOLUME</td><td>36.0</td></tr> <tr><td>PACKED PER CARTON</td><td>500</td></tr> <tr><td>WEIGHT PER CARTON</td><td>22.44</td></tr> <tr><td>CUBIC FEET</td><td>3.14</td></tr> <tr><td>UPC CODE</td><td>0 57351-47333 5</td></tr> </table>	VERTICAL DEPTH	2 ⁷ / ₁₆	VOLUME	36.0	PACKED PER CARTON	500	WEIGHT PER CARTON	22.44	CUBIC FEET	3.14	UPC CODE	0 57351-47333 5
DESCRIPTION	2 lb. Loaf Pan																											
RIM STYLE	I.C.																											
TOP OUT	8 ⁵ / ₁₆ x 4 ⁵ / ₁₆																											
TOP IN	8 x 3 ⁷ / ₈																											
BOTTOM	7 ⁷ / ₈ x 3 ¹ / ₄																											
SLANT DEPTH	2 ¹ / ₂																											
PALLET CONFIGURATION	4 x 4																											
VERTICAL DEPTH	2 ⁷ / ₁₆																											
VOLUME	36.0																											
PACKED PER CARTON	500																											
WEIGHT PER CARTON	22.44																											
CUBIC FEET	3.14																											
UPC CODE	0 57351-47333 5																											
 47315LD	<table border="1"> <tr><td>DESCRIPTION</td><td>4¹/₄" x 8³/₈" Loaf Pan Board Lid</td></tr> <tr><td>FITS CONTAINER</td><td>473-3</td></tr> <tr><td>CORNER RADIUS</td><td>1</td></tr> <tr><td>PACK</td><td>500</td></tr> <tr><td>PALLET CONFIGURATION</td><td>25 x 4</td></tr> </table>	DESCRIPTION	4 ¹ / ₄ " x 8 ³ / ₈ " Loaf Pan Board Lid	FITS CONTAINER	473-3	CORNER RADIUS	1	PACK	500	PALLET CONFIGURATION	25 x 4	<table border="1"> <tr><td>WEIGHT PER CASE PER LBS</td><td>8.82</td></tr> <tr><td>CUBIC FEET</td><td>.28</td></tr> <tr><td>UPC CODE</td><td>0 57351-47300 7</td></tr> </table>	WEIGHT PER CASE PER LBS	8.82	CUBIC FEET	.28	UPC CODE	0 57351-47300 7										
DESCRIPTION	4 ¹ / ₄ " x 8 ³ / ₈ " Loaf Pan Board Lid																											
FITS CONTAINER	473-3																											
CORNER RADIUS	1																											
PACK	500																											
PALLET CONFIGURATION	25 x 4																											
WEIGHT PER CASE PER LBS	8.82																											
CUBIC FEET	.28																											
UPC CODE	0 57351-47300 7																											
 47435DV	<table border="1"> <tr><td>DESCRIPTION</td><td>8" x 5" Cake Pan</td></tr> <tr><td>RIM STYLE</td><td>F.C.</td></tr> <tr><td>TOP OUT</td><td>8⁵/₁₆ x 5¹⁵/₁₆</td></tr> <tr><td>TOP IN</td><td>7¹⁵/₁₆ x 5⁵/₁₆</td></tr> <tr><td>BOTTOM</td><td>7 x 4¹/₂</td></tr> <tr><td>SLANT DEPTH</td><td>1¹/₈</td></tr> <tr><td>PALLET CONFIGURATION</td><td>4 x 5</td></tr> </table>	DESCRIPTION	8" x 5" Cake Pan	RIM STYLE	F.C.	TOP OUT	8 ⁵ / ₁₆ x 5 ¹⁵ / ₁₆	TOP IN	7 ¹⁵ / ₁₆ x 5 ⁵ / ₁₆	BOTTOM	7 x 4 ¹ / ₂	SLANT DEPTH	1 ¹ / ₈	PALLET CONFIGURATION	4 x 5	<table border="1"> <tr><td>VERTICAL DEPTH</td><td>1²⁵/₃₂</td></tr> <tr><td>VOLUME</td><td>34.5</td></tr> <tr><td>PACKED PER CARTON</td><td>500</td></tr> <tr><td>WEIGHT PER CARTON</td><td>20.05</td></tr> <tr><td>CUBIC FEET</td><td>3.45</td></tr> <tr><td>UPC CODE</td><td>0 57351-47530 8</td></tr> </table>	VERTICAL DEPTH	1 ²⁵ / ₃₂	VOLUME	34.5	PACKED PER CARTON	500	WEIGHT PER CARTON	20.05	CUBIC FEET	3.45	UPC CODE	0 57351-47530 8
DESCRIPTION	8" x 5" Cake Pan																											
RIM STYLE	F.C.																											
TOP OUT	8 ⁵ / ₁₆ x 5 ¹⁵ / ₁₆																											
TOP IN	7 ¹⁵ / ₁₆ x 5 ⁵ / ₁₆																											
BOTTOM	7 x 4 ¹ / ₂																											
SLANT DEPTH	1 ¹ / ₈																											
PALLET CONFIGURATION	4 x 5																											
VERTICAL DEPTH	1 ²⁵ / ₃₂																											
VOLUME	34.5																											
PACKED PER CARTON	500																											
WEIGHT PER CARTON	20.05																											
CUBIC FEET	3.45																											
UPC CODE	0 57351-47530 8																											
 474335D	<table border="1"> <tr><td>DESCRIPTION</td><td>8" x 5" Take Out Pan</td></tr> <tr><td>RIM STYLE</td><td>I.C.</td></tr> <tr><td>TOP OUT</td><td>8⁵/₁₆ x 5¹⁵/₁₆</td></tr> <tr><td>TOP IN</td><td>7¹⁵/₁₆ x 5⁵/₁₆</td></tr> <tr><td>BOTTOM</td><td>7 x 4¹/₂</td></tr> <tr><td>SLANT DEPTH</td><td>1¹/₈</td></tr> <tr><td>PALLET CONFIGURATION</td><td>4 x 5</td></tr> </table>	DESCRIPTION	8" x 5" Take Out Pan	RIM STYLE	I.C.	TOP OUT	8 ⁵ / ₁₆ x 5 ¹⁵ / ₁₆	TOP IN	7 ¹⁵ / ₁₆ x 5 ⁵ / ₁₆	BOTTOM	7 x 4 ¹ / ₂	SLANT DEPTH	1 ¹ / ₈	PALLET CONFIGURATION	4 x 5	<table border="1"> <tr><td>VERTICAL DEPTH</td><td>1²⁵/₃₂</td></tr> <tr><td>VOLUME</td><td>34.5</td></tr> <tr><td>PACKED PER CARTON</td><td>500</td></tr> <tr><td>WEIGHT PER CARTON</td><td>22.44</td></tr> <tr><td>CUBIC FEET</td><td>4.54</td></tr> <tr><td>UPC CODE</td><td>0 57351-47451 6</td></tr> </table>	VERTICAL DEPTH	1 ²⁵ / ₃₂	VOLUME	34.5	PACKED PER CARTON	500	WEIGHT PER CARTON	22.44	CUBIC FEET	4.54	UPC CODE	0 57351-47451 6
DESCRIPTION	8" x 5" Take Out Pan																											
RIM STYLE	I.C.																											
TOP OUT	8 ⁵ / ₁₆ x 5 ¹⁵ / ₁₆																											
TOP IN	7 ¹⁵ / ₁₆ x 5 ⁵ / ₁₆																											
BOTTOM	7 x 4 ¹ / ₂																											
SLANT DEPTH	1 ¹ / ₈																											
PALLET CONFIGURATION	4 x 5																											
VERTICAL DEPTH	1 ²⁵ / ₃₂																											
VOLUME	34.5																											
PACKED PER CARTON	500																											
WEIGHT PER CARTON	22.44																											
CUBIC FEET	4.54																											
UPC CODE	0 57351-47451 6																											
 47535D	<table border="1"> <tr><td>DESCRIPTION</td><td>Shallow Entrée/Brownie Pan</td></tr> <tr><td>RIM STYLE</td><td>F.C.</td></tr> <tr><td>TOP OUT</td><td>8³/₈ x 5³/₄</td></tr> <tr><td>TOP IN</td><td>7⁷/₈ x 5⁵/₁₆</td></tr> <tr><td>BOTTOM</td><td>7¹/₂ x 4⁷/₈</td></tr> <tr><td>SLANT DEPTH</td><td>⁷/₈</td></tr> <tr><td>PALLET CONFIGURATION</td><td>4 x 5</td></tr> </table>	DESCRIPTION	Shallow Entrée/Brownie Pan	RIM STYLE	F.C.	TOP OUT	8 ³ / ₈ x 5 ³ / ₄	TOP IN	7 ⁷ / ₈ x 5 ⁵ / ₁₆	BOTTOM	7 ¹ / ₂ x 4 ⁷ / ₈	SLANT DEPTH	⁷ / ₈	PALLET CONFIGURATION	4 x 5	<table border="1"> <tr><td>VERTICAL DEPTH</td><td>⁷/₈</td></tr> <tr><td>VOLUME</td><td>18.5</td></tr> <tr><td>PACKED PER CARTON</td><td>500</td></tr> <tr><td>WEIGHT PER CARTON</td><td>15.69</td></tr> <tr><td>CUBIC FEET</td><td>3.07</td></tr> <tr><td>UPC CODE</td><td>0 57351-47530 8</td></tr> </table>	VERTICAL DEPTH	⁷ / ₈	VOLUME	18.5	PACKED PER CARTON	500	WEIGHT PER CARTON	15.69	CUBIC FEET	3.07	UPC CODE	0 57351-47530 8
DESCRIPTION	Shallow Entrée/Brownie Pan																											
RIM STYLE	F.C.																											
TOP OUT	8 ³ / ₈ x 5 ³ / ₄																											
TOP IN	7 ⁷ / ₈ x 5 ⁵ / ₁₆																											
BOTTOM	7 ¹ / ₂ x 4 ⁷ / ₈																											
SLANT DEPTH	⁷ / ₈																											
PALLET CONFIGURATION	4 x 5																											
VERTICAL DEPTH	⁷ / ₈																											
VOLUME	18.5																											
PACKED PER CARTON	500																											
WEIGHT PER CARTON	15.69																											
CUBIC FEET	3.07																											
UPC CODE	0 57351-47530 8																											
 475335D	<table border="1"> <tr><td>DESCRIPTION</td><td>Shallow Entrée/Brownie Pan</td></tr> <tr><td>RIM STYLE</td><td>I.C.</td></tr> <tr><td>TOP OUT</td><td>8³/₈ x 5³/₄</td></tr> <tr><td>TOP IN</td><td>7⁷/₈ x 5⁵/₁₆</td></tr> <tr><td>BOTTOM</td><td>7¹/₂ x 4⁷/₈</td></tr> <tr><td>SLANT DEPTH</td><td>⁷/₈</td></tr> <tr><td>PALLET CONFIGURATION</td><td>4 x 4</td></tr> </table>	DESCRIPTION	Shallow Entrée/Brownie Pan	RIM STYLE	I.C.	TOP OUT	8 ³ / ₈ x 5 ³ / ₄	TOP IN	7 ⁷ / ₈ x 5 ⁵ / ₁₆	BOTTOM	7 ¹ / ₂ x 4 ⁷ / ₈	SLANT DEPTH	⁷ / ₈	PALLET CONFIGURATION	4 x 4	<table border="1"> <tr><td>VERTICAL DEPTH</td><td>⁷/₈</td></tr> <tr><td>VOLUME</td><td>18.5</td></tr> <tr><td>PACKED PER CARTON</td><td>500</td></tr> <tr><td>WEIGHT PER CARTON</td><td>15.7</td></tr> <tr><td>CUBIC FEET</td><td>4.15</td></tr> <tr><td>UPC CODE</td><td>0 57351-47451 6</td></tr> </table>	VERTICAL DEPTH	⁷ / ₈	VOLUME	18.5	PACKED PER CARTON	500	WEIGHT PER CARTON	15.7	CUBIC FEET	4.15	UPC CODE	0 57351-47451 6
DESCRIPTION	Shallow Entrée/Brownie Pan																											
RIM STYLE	I.C.																											
TOP OUT	8 ³ / ₈ x 5 ³ / ₄																											
TOP IN	7 ⁷ / ₈ x 5 ⁵ / ₁₆																											
BOTTOM	7 ¹ / ₂ x 4 ⁷ / ₈																											
SLANT DEPTH	⁷ / ₈																											
PALLET CONFIGURATION	4 x 4																											
VERTICAL DEPTH	⁷ / ₈																											
VOLUME	18.5																											
PACKED PER CARTON	500																											
WEIGHT PER CARTON	15.7																											
CUBIC FEET	4.15																											
UPC CODE	0 57351-47451 6																											
 47735D	<table border="1"> <tr><td>DESCRIPTION</td><td>Oblong Medium Cake Pan</td></tr> <tr><td>RIM STYLE</td><td>F.C.</td></tr> <tr><td>TOP OUT</td><td>8 x 5³/₄</td></tr> <tr><td>TOP IN</td><td>7⁷/₈ x 5</td></tr> <tr><td>BOTTOM</td><td>7⁷/₈ x 4¹/₂</td></tr> <tr><td>SLANT DEPTH</td><td>1¹/₄</td></tr> <tr><td>PALLET CONFIGURATION</td><td>4 x 2</td></tr> </table>	DESCRIPTION	Oblong Medium Cake Pan	RIM STYLE	F.C.	TOP OUT	8 x 5 ³ / ₄	TOP IN	7 ⁷ / ₈ x 5	BOTTOM	7 ⁷ / ₈ x 4 ¹ / ₂	SLANT DEPTH	1 ¹ / ₄	PALLET CONFIGURATION	4 x 2	<table border="1"> <tr><td>VERTICAL DEPTH</td><td>1³/₁₆</td></tr> <tr><td>VOLUME</td><td>24.0</td></tr> <tr><td>PACKED PER CARTON</td><td>500</td></tr> <tr><td>WEIGHT PER CARTON</td><td>16.45</td></tr> <tr><td>CUBIC FEET</td><td>2.92</td></tr> <tr><td>UPC CODE</td><td>0 57351-47730 2</td></tr> </table>	VERTICAL DEPTH	1 ³ / ₁₆	VOLUME	24.0	PACKED PER CARTON	500	WEIGHT PER CARTON	16.45	CUBIC FEET	2.92	UPC CODE	0 57351-47730 2
DESCRIPTION	Oblong Medium Cake Pan																											
RIM STYLE	F.C.																											
TOP OUT	8 x 5 ³ / ₄																											
TOP IN	7 ⁷ / ₈ x 5																											
BOTTOM	7 ⁷ / ₈ x 4 ¹ / ₂																											
SLANT DEPTH	1 ¹ / ₄																											
PALLET CONFIGURATION	4 x 2																											
VERTICAL DEPTH	1 ³ / ₁₆																											
VOLUME	24.0																											
PACKED PER CARTON	500																											
WEIGHT PER CARTON	16.45																											
CUBIC FEET	2.92																											
UPC CODE	0 57351-47730 2																											
 479335D	<table border="1"> <tr><td>DESCRIPTION</td><td>2 lb. Medium Oblong Pan</td></tr> <tr><td>RIM STYLE</td><td>I.C.</td></tr> <tr><td>TOP OUT</td><td>8¹/₂ x 6³/₂</td></tr> <tr><td>TOP IN</td><td>7¹⁵/₁₆ x 5⁵/₁₆</td></tr> <tr><td>BOTTOM</td><td>7¹/₂ x 4⁷/₂</td></tr> <tr><td>SLANT DEPTH</td><td>1¹/₁₆</td></tr> <tr><td>PALLET CONFIGURATION</td><td>4 x 4</td></tr> </table>	DESCRIPTION	2 lb. Medium Oblong Pan	RIM STYLE	I.C.	TOP OUT	8 ¹ / ₂ x 6 ³ / ₂	TOP IN	7 ¹⁵ / ₁₆ x 5 ⁵ / ₁₆	BOTTOM	7 ¹ / ₂ x 4 ⁷ / ₂	SLANT DEPTH	1 ¹ / ₁₆	PALLET CONFIGURATION	4 x 4	<table border="1"> <tr><td>VERTICAL DEPTH</td><td>1¹/₁₆</td></tr> <tr><td>VOLUME</td><td>28.5</td></tr> <tr><td>PACKED PER CARTON</td><td>500</td></tr> <tr><td>WEIGHT PER CARTON</td><td>18.23</td></tr> <tr><td>CUBIC FEET</td><td>3.14</td></tr> <tr><td>UPC CODE</td><td>0 57351-47930 6</td></tr> </table>	VERTICAL DEPTH	1 ¹ / ₁₆	VOLUME	28.5	PACKED PER CARTON	500	WEIGHT PER CARTON	18.23	CUBIC FEET	3.14	UPC CODE	0 57351-47930 6
DESCRIPTION	2 lb. Medium Oblong Pan																											
RIM STYLE	I.C.																											
TOP OUT	8 ¹ / ₂ x 6 ³ / ₂																											
TOP IN	7 ¹⁵ / ₁₆ x 5 ⁵ / ₁₆																											
BOTTOM	7 ¹ / ₂ x 4 ⁷ / ₂																											
SLANT DEPTH	1 ¹ / ₁₆																											
PALLET CONFIGURATION	4 x 4																											
VERTICAL DEPTH	1 ¹ / ₁₆																											
VOLUME	28.5																											
PACKED PER CARTON	500																											
WEIGHT PER CARTON	18.23																											
CUBIC FEET	3.14																											
UPC CODE	0 57351-47930 6																											




Rectangulars, Oblongs & Squares

 47935PFD	<table border="1"> <tr><td>DESCRIPTION</td><td>2 lb. Medium Oblong Pan</td></tr> <tr><td>RIM STYLE</td><td>F.C.</td></tr> <tr><td>TOP OUT</td><td>8¹/₂ x 6³/₂</td></tr> <tr><td>TOP IN</td><td>7¹/₁₆ x 5¹/₁₆</td></tr> <tr><td>BOTTOM</td><td>7¹/₂ x 4¹/₂</td></tr> <tr><td>SLANT DEPTH</td><td>1¹/₁₆</td></tr> <tr><td>PALLET CONFIGURATION</td><td>6 x 5</td></tr> </table>	DESCRIPTION	2 lb. Medium Oblong Pan	RIM STYLE	F.C.	TOP OUT	8 ¹ / ₂ x 6 ³ / ₂	TOP IN	7 ¹ / ₁₆ x 5 ¹ / ₁₆	BOTTOM	7 ¹ / ₂ x 4 ¹ / ₂	SLANT DEPTH	1 ¹ / ₁₆	PALLET CONFIGURATION	6 x 5	<table border="1"> <tr><td>VERTICAL DEPTH</td><td>1¹/₂</td></tr> <tr><td>VOLUME</td><td>28.5</td></tr> <tr><td>PACKED PER CARTON</td><td>500</td></tr> <tr><td>WEIGHT PER CAR TON</td><td>18.23</td></tr> <tr><td>CUBIC FEET</td><td>2.37</td></tr> <tr><td>UPC CODE</td><td>0 57351-47931 3</td></tr> </table>	VERTICAL DEPTH	1 ¹ / ₂	VOLUME	28.5	PACKED PER CARTON	500	WEIGHT PER CAR TON	18.23	CUBIC FEET	2.37	UPC CODE	0 57351-47931 3
DESCRIPTION	2 lb. Medium Oblong Pan																											
RIM STYLE	F.C.																											
TOP OUT	8 ¹ / ₂ x 6 ³ / ₂																											
TOP IN	7 ¹ / ₁₆ x 5 ¹ / ₁₆																											
BOTTOM	7 ¹ / ₂ x 4 ¹ / ₂																											
SLANT DEPTH	1 ¹ / ₁₆																											
PALLET CONFIGURATION	6 x 5																											
VERTICAL DEPTH	1 ¹ / ₂																											
VOLUME	28.5																											
PACKED PER CARTON	500																											
WEIGHT PER CAR TON	18.23																											
CUBIC FEET	2.37																											
UPC CODE	0 57351-47931 3																											
 40615LD	<table border="1"> <tr><td>DESCRIPTION</td><td>5¹/₂" x 8³/₄" Oblong Board Lid</td></tr> <tr><td>FITS CONTAINER</td><td>406-3, 405-3, 479-3</td></tr> <tr><td>CORNER RADIUS</td><td>¹³/₁₆</td></tr> <tr><td>PACK</td><td>500</td></tr> <tr><td>PALLET CONFIGURATION</td><td>30 x 5</td></tr> </table>	DESCRIPTION	5 ¹ / ₂ " x 8 ³ / ₄ " Oblong Board Lid	FITS CONTAINER	406-3, 405-3, 479-3	CORNER RADIUS	¹³ / ₁₆	PACK	500	PALLET CONFIGURATION	30 x 5	<table border="1"> <tr><td>WEIGHT PER CASE PER LBS</td><td>12</td></tr> <tr><td>CUBIC FEET</td><td>.33</td></tr> <tr><td>UPC CODE</td><td>0 57351-00406 5</td></tr> </table>	WEIGHT PER CASE PER LBS	12	CUBIC FEET	.33	UPC CODE	0 57351-00406 5										
DESCRIPTION	5 ¹ / ₂ " x 8 ³ / ₄ " Oblong Board Lid																											
FITS CONTAINER	406-3, 405-3, 479-3																											
CORNER RADIUS	¹³ / ₁₆																											
PACK	500																											
PALLET CONFIGURATION	30 x 5																											
WEIGHT PER CASE PER LBS	12																											
CUBIC FEET	.33																											
UPC CODE	0 57351-00406 5																											
 406UDD	<table border="1"> <tr><td>DESCRIPTION</td><td>8¹/₁₆" x 5¹/₁₆" x ³/₄" Oblong Dome Lid</td></tr> <tr><td>FITS CONTAINER</td><td>406-3, 405-3, 479-3</td></tr> <tr><td>CORNER RADIUS</td><td>-</td></tr> <tr><td>PACK</td><td>500</td></tr> <tr><td>PALLET CONFIGURATION</td><td>9 x 7</td></tr> </table>	DESCRIPTION	8 ¹ / ₁₆ " x 5 ¹ / ₁₆ " x ³ / ₄ " Oblong Dome Lid	FITS CONTAINER	406-3, 405-3, 479-3	CORNER RADIUS	-	PACK	500	PALLET CONFIGURATION	9 x 7	<table border="1"> <tr><td>WEIGHT PER CASE PER LBS</td><td>8</td></tr> <tr><td>CUBIC FEET</td><td>.95</td></tr> <tr><td>UPC CODE</td><td>0 72026-40600 5</td></tr> </table>	WEIGHT PER CASE PER LBS	8	CUBIC FEET	.95	UPC CODE	0 72026-40600 5										
DESCRIPTION	8 ¹ / ₁₆ " x 5 ¹ / ₁₆ " x ³ / ₄ " Oblong Dome Lid																											
FITS CONTAINER	406-3, 405-3, 479-3																											
CORNER RADIUS	-																											
PACK	500																											
PALLET CONFIGURATION	9 x 7																											
WEIGHT PER CASE PER LBS	8																											
CUBIC FEET	.95																											
UPC CODE	0 72026-40600 5																											
 480340D	<table border="1"> <tr><td>DESCRIPTION</td><td>3 Compartment T.V. Dinner</td></tr> <tr><td>RIM STYLE</td><td></td></tr> <tr><td>TOP OUT</td><td>7¹/₂ x 9¹/₂</td></tr> <tr><td>TOP IN</td><td>6¹/₁₆ x 8³/₁₆</td></tr> <tr><td>BOTTOM</td><td>6³/₂ x 8¹/₂</td></tr> <tr><td>SLANT DEPTH</td><td>⁷/₈</td></tr> <tr><td>PALLET CONFIGURATION</td><td>4 x 3</td></tr> </table>	DESCRIPTION	3 Compartment T.V. Dinner	RIM STYLE		TOP OUT	7 ¹ / ₂ x 9 ¹ / ₂	TOP IN	6 ¹ / ₁₆ x 8 ³ / ₁₆	BOTTOM	6 ³ / ₂ x 8 ¹ / ₂	SLANT DEPTH	⁷ / ₈	PALLET CONFIGURATION	4 x 3	<table border="1"> <tr><td>VERTICAL DEPTH</td><td>⁷/₈</td></tr> <tr><td>VOLUME</td><td>24</td></tr> <tr><td>PACKED PER CARTON</td><td>500</td></tr> <tr><td>WEIGHT PER CAR TON</td><td>24.52</td></tr> <tr><td>CUBIC FEET</td><td>4.56</td></tr> <tr><td>UPC CODE</td><td>0 57351-48030 2</td></tr> </table>	VERTICAL DEPTH	⁷ / ₈	VOLUME	24	PACKED PER CARTON	500	WEIGHT PER CAR TON	24.52	CUBIC FEET	4.56	UPC CODE	0 57351-48030 2
DESCRIPTION	3 Compartment T.V. Dinner																											
RIM STYLE																												
TOP OUT	7 ¹ / ₂ x 9 ¹ / ₂																											
TOP IN	6 ¹ / ₁₆ x 8 ³ / ₁₆																											
BOTTOM	6 ³ / ₂ x 8 ¹ / ₂																											
SLANT DEPTH	⁷ / ₈																											
PALLET CONFIGURATION	4 x 3																											
VERTICAL DEPTH	⁷ / ₈																											
VOLUME	24																											
PACKED PER CARTON	500																											
WEIGHT PER CAR TON	24.52																											
CUBIC FEET	4.56																											
UPC CODE	0 57351-48030 2																											
 48640D	<table border="1"> <tr><td>DESCRIPTION</td><td>3 Compartment T.V. Dinner Tray</td></tr> <tr><td>RIM STYLE</td><td>F.C.</td></tr> <tr><td>TOP OUT</td><td>9 x 7</td></tr> <tr><td>TOP IN</td><td>8¹/₂ x 6¹/₂</td></tr> <tr><td>BOTTOM</td><td>7¹/₁₆ x 5¹/₁₆</td></tr> <tr><td>SLANT DEPTH</td><td>¹³/₁₆</td></tr> <tr><td>PALLET CONFIGURATION</td><td>4 x 4</td></tr> </table>	DESCRIPTION	3 Compartment T.V. Dinner Tray	RIM STYLE	F.C.	TOP OUT	9 x 7	TOP IN	8 ¹ / ₂ x 6 ¹ / ₂	BOTTOM	7 ¹ / ₁₆ x 5 ¹ / ₁₆	SLANT DEPTH	¹³ / ₁₆	PALLET CONFIGURATION	4 x 4	<table border="1"> <tr><td>VERTICAL DEPTH</td><td>²³/₂</td></tr> <tr><td>VOLUME</td><td>15.2</td></tr> <tr><td>PACKED PER CARTON</td><td>500</td></tr> <tr><td>WEIGHT PER CAR TON</td><td>19.68</td></tr> <tr><td>CUBIC FEET</td><td>3.14</td></tr> <tr><td>UPC CODE</td><td>0 57351-48650 2</td></tr> </table>	VERTICAL DEPTH	²³ / ₂	VOLUME	15.2	PACKED PER CARTON	500	WEIGHT PER CAR TON	19.68	CUBIC FEET	3.14	UPC CODE	0 57351-48650 2
DESCRIPTION	3 Compartment T.V. Dinner Tray																											
RIM STYLE	F.C.																											
TOP OUT	9 x 7																											
TOP IN	8 ¹ / ₂ x 6 ¹ / ₂																											
BOTTOM	7 ¹ / ₁₆ x 5 ¹ / ₁₆																											
SLANT DEPTH	¹³ / ₁₆																											
PALLET CONFIGURATION	4 x 4																											
VERTICAL DEPTH	²³ / ₂																											
VOLUME	15.2																											
PACKED PER CARTON	500																											
WEIGHT PER CAR TON	19.68																											
CUBIC FEET	3.14																											
UPC CODE	0 57351-48650 2																											
 487434D	<table border="1"> <tr><td>DESCRIPTION</td><td>3 Compartment Oblong/M.O.W Pan</td></tr> <tr><td>RIM STYLE</td><td>H.E.</td></tr> <tr><td>TOP OUT</td><td>8¹/₂ x 6³/₈</td></tr> <tr><td>TOP IN</td><td>8 x 5¹/₈</td></tr> <tr><td>BOTTOM</td><td>7¹/₄ x 5¹/₈</td></tr> <tr><td>SLANT DEPTH</td><td>1¹/₂</td></tr> <tr><td>PALLET CONFIGURATION</td><td>4 x 3</td></tr> </table>	DESCRIPTION	3 Compartment Oblong/M.O.W Pan	RIM STYLE	H.E.	TOP OUT	8 ¹ / ₂ x 6 ³ / ₈	TOP IN	8 x 5 ¹ / ₈	BOTTOM	7 ¹ / ₄ x 5 ¹ / ₈	SLANT DEPTH	1 ¹ / ₂	PALLET CONFIGURATION	4 x 3	<table border="1"> <tr><td>VERTICAL DEPTH</td><td>1¹/₂</td></tr> <tr><td>VOLUME</td><td>23.5</td></tr> <tr><td>PACKED PER CARTON</td><td>500</td></tr> <tr><td>WEIGHT PER CAR TON</td><td>23.87</td></tr> <tr><td>CUBIC FEET</td><td>5.49</td></tr> <tr><td>UPC CODE</td><td>0 57351-48735 6</td></tr> </table>	VERTICAL DEPTH	1 ¹ / ₂	VOLUME	23.5	PACKED PER CARTON	500	WEIGHT PER CAR TON	23.87	CUBIC FEET	5.49	UPC CODE	0 57351-48735 6
DESCRIPTION	3 Compartment Oblong/M.O.W Pan																											
RIM STYLE	H.E.																											
TOP OUT	8 ¹ / ₂ x 6 ³ / ₈																											
TOP IN	8 x 5 ¹ / ₈																											
BOTTOM	7 ¹ / ₄ x 5 ¹ / ₈																											
SLANT DEPTH	1 ¹ / ₂																											
PALLET CONFIGURATION	4 x 3																											
VERTICAL DEPTH	1 ¹ / ₂																											
VOLUME	23.5																											
PACKED PER CARTON	500																											
WEIGHT PER CAR TON	23.87																											
CUBIC FEET	5.49																											
UPC CODE	0 57351-48735 6																											
 487UDD	<table border="1"> <tr><td>DESCRIPTION</td><td>8³/₁₆" x 6³/₁₆" x ³/₄" Oblong Dome Lid</td></tr> <tr><td>FITS CONTAINER</td><td>487-4, 404-3</td></tr> <tr><td>CORNER RADIUS</td><td>-</td></tr> <tr><td>PACK</td><td>500</td></tr> <tr><td>PALLET CONFIGURATION</td><td>16 x 6</td></tr> </table>	DESCRIPTION	8 ³ / ₁₆ " x 6 ³ / ₁₆ " x ³ / ₄ " Oblong Dome Lid	FITS CONTAINER	487-4, 404-3	CORNER RADIUS	-	PACK	500	PALLET CONFIGURATION	16 x 6	<table border="1"> <tr><td>WEIGHT PER CASE PER LBS</td><td>10</td></tr> <tr><td>CUBIC FEET</td><td>.64</td></tr> <tr><td>UPC CODE</td><td>0 72026-48700 4</td></tr> </table>	WEIGHT PER CASE PER LBS	10	CUBIC FEET	.64	UPC CODE	0 72026-48700 4										
DESCRIPTION	8 ³ / ₁₆ " x 6 ³ / ₁₆ " x ³ / ₄ " Oblong Dome Lid																											
FITS CONTAINER	487-4, 404-3																											
CORNER RADIUS	-																											
PACK	500																											
PALLET CONFIGURATION	16 x 6																											
WEIGHT PER CASE PER LBS	10																											
CUBIC FEET	.64																											
UPC CODE	0 72026-48700 4																											
 487434LR	<table border="1"> <tr><td>DESCRIPTION</td><td>M.O.W 3 Compartment Oblong Pan w/ Foil Board</td></tr> <tr><td>RIM STYLE</td><td>H.E.</td></tr> <tr><td>TOP OUT</td><td>8¹/₁₆ x 6³/₁₆</td></tr> <tr><td>TOP IN</td><td>8 x 5¹/₈</td></tr> <tr><td>BOTTOM</td><td>7¹/₄ x 5¹/₈</td></tr> <tr><td>SLANT DEPTH</td><td>1³³/₆₄</td></tr> <tr><td>PALLET CONFIGURATION</td><td>7 x 3</td></tr> </table>	DESCRIPTION	M.O.W 3 Compartment Oblong Pan w/ Foil Board	RIM STYLE	H.E.	TOP OUT	8 ¹ / ₁₆ x 6 ³ / ₁₆	TOP IN	8 x 5 ¹ / ₈	BOTTOM	7 ¹ / ₄ x 5 ¹ / ₈	SLANT DEPTH	1 ³³ / ₆₄	PALLET CONFIGURATION	7 x 3	<table border="1"> <tr><td>VERTICAL DEPTH</td><td>1¹/₂</td></tr> <tr><td>VOLUME</td><td>10.7-4.5</td></tr> <tr><td>PACKED PER CARTON</td><td>250</td></tr> <tr><td>WEIGHT PER CAR TON</td><td>19.84</td></tr> <tr><td>CUBIC FEET</td><td>2.99</td></tr> <tr><td>UPC CODE</td><td>0 57351-48732 5</td></tr> </table>	VERTICAL DEPTH	1 ¹ / ₂	VOLUME	10.7-4.5	PACKED PER CARTON	250	WEIGHT PER CAR TON	19.84	CUBIC FEET	2.99	UPC CODE	0 57351-48732 5
DESCRIPTION	M.O.W 3 Compartment Oblong Pan w/ Foil Board																											
RIM STYLE	H.E.																											
TOP OUT	8 ¹ / ₁₆ x 6 ³ / ₁₆																											
TOP IN	8 x 5 ¹ / ₈																											
BOTTOM	7 ¹ / ₄ x 5 ¹ / ₈																											
SLANT DEPTH	1 ³³ / ₆₄																											
PALLET CONFIGURATION	7 x 3																											
VERTICAL DEPTH	1 ¹ / ₂																											
VOLUME	10.7-4.5																											
PACKED PER CARTON	250																											
WEIGHT PER CAR TON	19.84																											
CUBIC FEET	2.99																											
UPC CODE	0 57351-48732 5																											
 488335D	<table border="1"> <tr><td>DESCRIPTION</td><td>3-Compartment Deep Dinner Tray</td></tr> <tr><td>RIM STYLE</td><td>I.C.</td></tr> <tr><td>TOP OUT</td><td>9¹/₁₆ x 9³/₁₆</td></tr> <tr><td>TOP IN</td><td>9¹/₄ x 8¹/₂</td></tr> <tr><td>BOTTOM</td><td>7¹/₄ x 7</td></tr> <tr><td>SLANT DEPTH</td><td>1¹/₈</td></tr> <tr><td>PALLET CONFIGURATION</td><td>4 x 2</td></tr> </table>	DESCRIPTION	3-Compartment Deep Dinner Tray	RIM STYLE	I.C.	TOP OUT	9 ¹ / ₁₆ x 9 ³ / ₁₆	TOP IN	9 ¹ / ₄ x 8 ¹ / ₂	BOTTOM	7 ¹ / ₄ x 7	SLANT DEPTH	1 ¹ / ₈	PALLET CONFIGURATION	4 x 2	<table border="1"> <tr><td>VERTICAL DEPTH</td><td>1²³/₂</td></tr> <tr><td>VOLUME</td><td>53.4</td></tr> <tr><td>PACKED PER CARTON</td><td>500</td></tr> <tr><td>WEIGHT PER CAR TON</td><td>31.59</td></tr> <tr><td>CUBIC FEET</td><td>5.5</td></tr> <tr><td>UPC CODE</td><td>0 57351-48831 5</td></tr> </table>	VERTICAL DEPTH	1 ²³ / ₂	VOLUME	53.4	PACKED PER CARTON	500	WEIGHT PER CAR TON	31.59	CUBIC FEET	5.5	UPC CODE	0 57351-48831 5
DESCRIPTION	3-Compartment Deep Dinner Tray																											
RIM STYLE	I.C.																											
TOP OUT	9 ¹ / ₁₆ x 9 ³ / ₁₆																											
TOP IN	9 ¹ / ₄ x 8 ¹ / ₂																											
BOTTOM	7 ¹ / ₄ x 7																											
SLANT DEPTH	1 ¹ / ₈																											
PALLET CONFIGURATION	4 x 2																											
VERTICAL DEPTH	1 ²³ / ₂																											
VOLUME	53.4																											
PACKED PER CARTON	500																											
WEIGHT PER CAR TON	31.59																											
CUBIC FEET	5.5																											
UPC CODE	0 57351-48831 5																											










Rectangulars, Oblongs & Squares

	DESCRIPTION	8 1/2" x 9 1/2" Compartment Tray Board Lid	WEIGHT PER CASE PER LBS	26.46
	FITS CONTAINER	488-3	CUBIC FEET	.72
	CORNER RADIUS	1 1/4	UPC CODE	0 57351-50488 6
	PACK	250		
	PALLET CONFIGURATION	20 x 3		
48818LD				
	DESCRIPTION	3-Compartment Deep Dinner Tray with Lid	VERTICAL DEPTH	1 3/32
	RIM STYLE	I.C.	VOLUME	53.4
	TOP OUT	9 1/16 x 9 3/16	PACKED PER CARTON	250
	TOP IN	9 1/4 x 8 1/2	WEIGHT PER CARTON	31.43
	BOTTOM	7 3/4 x 7	CUBIC FEET	3.20
SLANT DEPTH	1 1/2	UPC CODE	0 57351-48830 8	
488335LR				
	DESCRIPTION	Oblong Medium Deep Pan	VERTICAL DEPTH	1 1/4
	RIM STYLE	F.C.	VOLUME	14.0
	TOP OUT	6 1/2 x 5	PACKED PER CARTON	1M
	TOP IN	5 5/8 x 4 3/8	WEIGHT PER CARTON	21.00
	BOTTOM	5 x 3 1/2	CUBIC FEET	2.78
SLANT DEPTH	1 1/4	UPC CODE	0 57351-04030 8	
104030F				




Steamtable Pans / Roasters & Lids

	DESCRIPTION	X-Large Rect. Roaster w/ Ribbed Bottom	VERTICAL DEPTH	2%
	RIM STYLE	F.C.	VOLUME	240.1
	TOP OUT	18 11/16 x 14 7/16	PACKED PER CARTON	50
	TOP IN	17 1/16 x 12 3/4	WEIGHT PER CARTON	16.52
	BOTTOM	15 3/4 x 11 1/16	CUBIC FEET	2.90
SLANT DEPTH	2%	UPC CODE	0 57351-46130 1	
46164A				
	DESCRIPTION	Large Oval Roaster w/ Ribbed Bottom	VERTICAL DEPTH	3%
	RIM STYLE	F.C.	VOLUME	272.8
	TOP OUT	18 1/2 x 13 3/8	PACKED PER CARTON	50
	TOP IN	17 3/4 x 12 3/8	WEIGHT PER CARTON	14.23
	BOTTOM	15 1/8 x 10 1/2	CUBIC FEET	2.77
SLANT DEPTH	3 1/8	UPC CODE	0 57351-68930 9	
68864A				
	DESCRIPTION	1/2 Size Deep Pan	VERTICAL DEPTH	3 1/16
	RIM STYLE	F.C.	VOLUME	93
	TOP OUT	12 5/8 x 6 1/2	PACKED PER CARTON	150
	TOP IN	11 3/4 x 5 5/8	WEIGHT PER CARTON	14
	BOTTOM	10 3/4 x 4 1/4	CUBIC FEET	1.67
SLANT DEPTH	3 1/16	UPC CODE	0 57351-45432 7	
454U				






Steamtable Pans / Roasters & Lids

 455B	DESCRIPTION	½ Size Medium Depth Pan	VERTICAL DEPTH	2
	RIM STYLE	F.C.	VOLUME	107.9
	TOP OUT	12¼ x 10½	PACKED PER CARTON	100
	TOP IN	11¼ x 9½	WEIGHT PER CAR TON	10.93
	BOTTOM	10½ x 8½	CUBIC FEET	2
	SLANT DEPTH	2½	UPC CODE	0 57351-45530 0
	PALLET CONFIGURATION	7 x 5		
 456344B	DESCRIPTION	½ Size Deep Pan	VERTICAL DEPTH	2½
	RIM STYLE	I.C.	VOLUME	115.3
	TOP OUT	12¼ x 10½	PACKED PER CARTON	100
	TOP IN	11¼ x 9½	WEIGHT PER CAR TON	11.81
	BOTTOM	10¼ x 7½	CUBIC FEET	2
	SLANT DEPTH	2½	UPC CODE	0 57351-45652 9
	PALLET CONFIGURATION	7 x 5		
 45640B	DESCRIPTION	½ Size Deep Pan	VERTICAL DEPTH	2½
	RIM STYLE	F.C.	VOLUME	115.3
	TOP OUT	12¼ x 10½	PACKED PER CARTON	100
	TOP IN	11¼ x 9½	WEIGHT PER CAR TON	11.81
	BOTTOM	10¼ x 7½	CUBIC FEET	2
	SLANT DEPTH	2½	UPC CODE	0 57351-45654 3
	PALLET CONFIGURATION	7 x 5		
 45644B	DESCRIPTION	½ Size Deep Pan	VERTICAL DEPTH	2½
	RIM STYLE	F.C.	VOLUME	115.3
	TOP OUT	12¼ x 10½	PACKED PER CARTON	100
	TOP IN	11¼ x 9½	WEIGHT PER CAR TON	11.81
	BOTTOM	10¼ x 7½	CUBIC FEET	2
	SLANT DEPTH	2½	UPC CODE	0 57351-45631 4
	PALLET CONFIGURATION	7 x 5		
 45645XDB	DESCRIPTION	½ Size X-Deep Pan	VERTICAL DEPTH	4½
	RIM STYLE	F.C.	VOLUME	187
	TOP OUT	12¼ x 10½	PACKED PER CARTON	100
	TOP IN	11¼ x 9½	WEIGHT PER CAR TON	11.88
	BOTTOM	9½ x 7½	CUBIC FEET	2.9
	SLANT DEPTH	-	UPC CODE	1 0016194145066
	PALLET CONFIGURATION	9 x 4		
 457A	DESCRIPTION	Full Size Medium Pan	VERTICAL DEPTH	2
	RIM STYLE	F.C.	VOLUME	214.6
	TOP OUT	20¼ x 12½	PACKED PER CARTON	50
	TOP IN	19½ x 11½	WEIGHT PER CAR TON	15.99
	BOTTOM	18 x 10½	CUBIC FEET	2
	SLANT DEPTH	2½	UPC CODE	0 57351-45933 9
	PALLET CONFIGURATION	7 x 5		
 45840B	DESCRIPTION	½ Size Shallow Pan	VERTICAL DEPTH	1½
	RIM STYLE	F.C.	VOLUME	76.8
	TOP OUT	12¼ x 10½	PACKED PER CARTON	100
	TOP IN	11¼ x 9½	WEIGHT PER CAR TON	10.13
	BOTTOM	10½ x 8½	CUBIC FEET	2
	SLANT DEPTH	1½	UPC CODE	0 57351-45830 1
	PALLET CONFIGURATION	7 x 5		
 459A	DESCRIPTION	Full Size Shallow Pan	VERTICAL DEPTH	1½
	RIM STYLE	F.C.	VOLUME	168.1
	TOP OUT	20¼ x 12½	PACKED PER CARTON	50
	TOP IN	19½ x 11½	WEIGHT PER CAR TON	14.97
	BOTTOM	18 x 10½	CUBIC FEET	1.94
	SLANT DEPTH	1½	UPC CODE	0 57351-45734 2
	PALLET CONFIGURATION	7 x 5		
 460A	DESCRIPTION	Full Size Deep Pan	VERTICAL DEPTH	3½
	RIM STYLE	F.C.	VOLUME	332.4
	TOP OUT	20¼ x 12½	PACKED PER CARTON	50
	TOP IN	19½ x 11½	WEIGHT PER CAR TON	15.44
	BOTTOM	17½ x 9½	CUBIC FEET	2.31
	SLANT DEPTH	3½	UPC CODE	0 57351-46031 1
	PALLET CONFIGURATION	7 x 5		




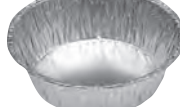





Steamtable Pans / Roasters & Lids

 55440A	DESCRIPTION	Lid for Container #457/460/459	VERTICAL DEPTH	1 $\frac{1}{16}$
	RIM STYLE	I.C.	VOLUME	-
	TOP OUT	20 $\frac{1}{16}$ x 12 $\frac{1}{4}$	PACKED PER CARTON	50
	TOP IN	20 $\frac{1}{16}$ x 12 $\frac{1}{2}$	WEIGHT PER CAR TON	7.46
	BOTTOM	17 $\frac{1}{32}$ x 9 $\frac{1}{32}$	CUBIC FEET	1.13
	SLANT DEPTH	$\frac{5}{16}$	UPC CODE	0 57351-55430 0
	PALLET CONFIGURATION	6 x 9		
 55530B	DESCRIPTION	Lid for Container #455/456/458	VERTICAL DEPTH	$\frac{5}{16}$
	RIM STYLE	I.C.	VOLUME	-
	TOP OUT	12 $\frac{25}{32}$ x 10 $\frac{13}{32}$	PACKED PER CARTON	100
	TOP IN	12 $\frac{1}{32}$ x 9 $\frac{31}{32}$	WEIGHT PER CARTON	6.08
	BOTTOM	10 $\frac{1}{16}$ x 7 $\frac{23}{32}$	CUBIC FEET	1.13
	SLANT DEPTH	$\frac{5}{16}$	UPC CODE	0 57351-55530 7
	PALLET CONFIGURATION	12 x 9		
 55625U	DESCRIPTION	Lid for Container #454-45	VERTICAL DEPTH	$\frac{1}{2}$
	RIM STYLE	I.C.	VOLUME	-
	TOP OUT	12 $\frac{1}{16}$ x 6 $\frac{1}{16}$	PACKED PER CARTON	150
	TOP IN	12 $\frac{1}{16}$ x 6 $\frac{1}{16}$	WEIGHT PER CARTON	4.5
	BOTTOM	10 $\frac{1}{16}$ x 4 $\frac{1}{16}$	CUBIC FEET	.71
	SLANT DEPTH	$\frac{1}{2}$	UPC CODE	0 57351-55630 4
	PALLET CONFIGURATION	15 x 5		










Rounds / Take-Outs

 50130F	DESCRIPTION	Quiche Pan	PALLET CONFIGURATION	4 x 4
	RIM STYLE	F.C.	VERTICAL DEPTH	1 $\frac{1}{32}$
	TOP OUT	6 $\frac{1}{2}$	VOLUME	16.5
	TOP IN	5 $\frac{3}{32}$	PACKED PER CARTON	1M
	BOTTOM	5 $\frac{3}{4}$	WEIGHT PER CAR TON	20
	SLANT DEPTH	1 $\frac{1}{16}$	CUBIC FEET	4.15
	UPC CODE			0 57351-30130 0
 50130PFF	DESCRIPTION	Bakery Goods/Quiche Pan	VERTICAL DEPTH	1 $\frac{1}{32}$
	RIM STYLE	F.C.	VOLUME	16.5
	TOP OUT	6 $\frac{1}{2}$	PACKED PER CARTON	1M
	TOP IN	5 $\frac{3}{32}$	WEIGHT PER CARTON	20
	BOTTOM	5 $\frac{3}{4}$	CUBIC FEET	4.15
	SLANT DEPTH	1 $\frac{1}{16}$	UPC CODE	0 57351-50131 1
	PALLET CONFIGURATION	4 x 4		
 50325F	DESCRIPTION	6" Pizza/Quiche Pan	VERTICAL DEPTH	1 $\frac{1}{32}$
	RIM STYLE	F.C.	VOLUME	6.7
	TOP OUT	5 $\frac{1}{16}$	PACKED PER CARTON	1000
	TOP IN	5 $\frac{1}{2}$	WEIGHT PER CAR TON	10.94
	BOTTOM	5 $\frac{1}{16}$	CUBIC FEET	3.07
	SLANT DEPTH	$\frac{5}{16}$	UPC CODE	0 57351-50330 8
	PALLET CONFIGURATION	4 x 5		
 50325PFF	DESCRIPTION	6" Pizza/Quiche Perf. Pan	VERTICAL DEPTH	1 $\frac{1}{32}$
	RIM STYLE	F.C.	VOLUME	6.7
	TOP OUT	5 $\frac{1}{16}$	PACKED PER CARTON	1000
	TOP IN	5 $\frac{1}{2}$	WEIGHT PER CAR TON	10.94
	BOTTOM	5 $\frac{1}{16}$	CUBIC FEET	3.07
	SLANT DEPTH	$\frac{5}{16}$	UPC CODE	0 57351-50331 5
	PALLET CONFIGURATION	4 x 5		
 50830F	DESCRIPTION	9" Pizza Pan	VERTICAL DEPTH	$\frac{1}{2}$
	RIM STYLE	F.C.	VOLUME	15.4
	TOP OUT	8 $\frac{7}{8}$	PACKED PER CARTON	1000
	TOP IN	8 $\frac{3}{8}$	WEIGHT PER CAR TON	29.87
	BOTTOM	8	CUBIC FEET	5.35
	SLANT DEPTH	$\frac{3}{16}$	UPC CODE	0 57351-50830 3
	PALLET CONFIGURATION	4 x 3		










Rounds / Take-Outs

 50930D	DESCRIPTION	10" Pizza Pan	VERTICAL DEPTH	$\frac{5}{8}$
	RIM STYLE	F.C.	VOLUME	16.7
	TOP OUT	9 $\frac{5}{8}$	PACKED PER CARTON	500
	TOP IN	9	WEIGHT PER CAR TON	14.45
	BOTTOM	8 $\frac{1}{8}$	CUBIC FEET	4.15
	SLANT DEPTH	$\frac{1}{2}$	UPC CODE	0 57351-50930 0
	PALLET CONFIGURATION	4 x 4		
 50930PFD	DESCRIPTION	10" Pizza Perf. Pan	VERTICAL DEPTH	$\frac{1}{2}$
	RIM STYLE	F.C.	VOLUME	16.7
	TOP OUT	9 $\frac{5}{8}$	PACKED PER CARTON	500
	TOP IN	9	WEIGHT PER CAR TON	14.45
	BOTTOM	8 $\frac{1}{8}$	CUBIC FEET	4.15
	SLANT DEPTH	$\frac{1}{2}$	UPC CODE	0 57351-50931 7
	PALLET CONFIGURATION	4 x 4		
 51030R	DESCRIPTION	13" Pizza Pan	VERTICAL DEPTH	$\frac{1}{2}$
	RIM STYLE	F.C.	VOLUME	25.0
	TOP OUT	13	PACKED PER CARTON	250
	TOP IN	12 $\frac{1}{2}$	WEIGHT PER CAR TON	13.85
	BOTTOM	12	CUBIC FEET	3.8
	SLANT DEPTH	$\frac{3}{8}$	UPC CODE	0 57351-51050 4
	PALLET CONFIGURATION	6 x 4		
 51130F	DESCRIPTION	14 oz. Pot Pie Pan	VERTICAL DEPTH	1 $\frac{1}{8}$
	RIM STYLE	F.C.	VOLUME	13.5
	TOP OUT	5 $\frac{1}{8}$	PACKED PER CARTON	1M
	TOP IN	5 $\frac{1}{8}$	WEIGHT PER CAR TON	16.50
	BOTTOM	3 $\frac{1}{8}$	CUBIC FEET	2.37
	SLANT DEPTH	1 $\frac{1}{8}$	UPC CODE	0 57351-51130 3
	PALLET CONFIGURATION	6 x 5		
 511230F	DESCRIPTION	14 oz. Pot Pie Pan	VERTICAL DEPTH	1 $\frac{1}{8}$
	RIM STYLE	V.F.	VOLUME	13.5
	TOP OUT	5 $\frac{1}{8}$	PACKED PER CARTON	1M
	TOP IN	5 $\frac{1}{8}$	WEIGHT PER CAR TON	16.50
	BOTTOM	3 $\frac{1}{8}$	CUBIC FEET	2.37
	SLANT DEPTH	1 $\frac{1}{8}$	UPC CODE	0 57351-51131 0
	PALLET CONFIGURATION	6 x 5		
 512230D	DESCRIPTION	7" Round Take Out Pan	VERTICAL DEPTH	1 $\frac{1}{2}$
	RIM STYLE	V.F.	VOLUME	28
	TOP OUT	7 $\frac{1}{2}$	PACKED PER CARTON	500
	TOP IN	6 $\frac{3}{4}$	WEIGHT PER CAR TON	13.18
	BOTTOM	5 $\frac{1}{2}$	CUBIC FEET	2.96
	SLANT DEPTH	1 $\frac{1}{2}$	UPC CODE	0 57351-51255 3
	PALLET CONFIGURATION	9 x 3		
 51225D	DESCRIPTION	7" Round Take Out Pan	VERTICAL DEPTH	1 $\frac{1}{2}$
	RIM STYLE	F.C.	VOLUME	28
	TOP OUT	7 $\frac{1}{2}$	PACKED PER CARTON	500
	TOP IN	6 $\frac{3}{4}$	WEIGHT PER CAR TON	13.18
	BOTTOM	5 $\frac{1}{2}$	CUBIC FEET	2.96
	SLANT DEPTH	1 $\frac{1}{2}$	UPC CODE	0 57351-51245 4
	PALLET CONFIGURATION	9 x 3		
 512425D	DESCRIPTION	7" Round Take Out Pan	VERTICAL DEPTH	1 $\frac{1}{2}$
	RIM STYLE	H.E.	VOLUME	28
	TOP OUT	7 $\frac{1}{2}$	PACKED PER CARTON	500
	TOP IN	6 $\frac{3}{4}$	WEIGHT PER CAR TON	11.50
	BOTTOM	5 $\frac{1}{2}$	CUBIC FEET	3.23
	SLANT DEPTH	1 $\frac{1}{2}$	UPC CODE	0 57351-51237 9
	PALLET CONFIGURATION	5 x 4		
 512430D	DESCRIPTION	7" Round Take Out Pan	VERTICAL DEPTH	1 $\frac{1}{2}$
	RIM STYLE	H.E.	VOLUME	28
	TOP OUT	7 $\frac{1}{2}$	PACKED PER CARTON	500
	TOP IN	6 $\frac{3}{4}$	WEIGHT PER CAR TON	13.27
	BOTTOM	5 $\frac{1}{2}$	CUBIC FEET	3.23
	SLANT DEPTH	1 $\frac{1}{2}$	UPC CODE	0 57351-51256 0
	PALLET CONFIGURATION	5 x 4		










Rounds / Take-Outs

 <p>512435D</p>	<table border="1"> <tr><td>DESCRIPTION</td><td>7" Round Take Out Pan</td></tr> <tr><td>RIM STYLE</td><td>H.E.</td></tr> <tr><td>TOP OUT</td><td>7$\frac{1}{2}$"</td></tr> <tr><td>TOP IN</td><td>6$\frac{3}{4}$"</td></tr> <tr><td>BOTTOM</td><td>5$\frac{1}{2}$"</td></tr> <tr><td>SLANT DEPTH</td><td>1$\frac{1}{2}$"</td></tr> <tr><td>PALLET CONFIGURATION</td><td>6 x 3</td></tr> </table>	DESCRIPTION	7" Round Take Out Pan	RIM STYLE	H.E.	TOP OUT	7 $\frac{1}{2}$ "	TOP IN	6 $\frac{3}{4}$ "	BOTTOM	5 $\frac{1}{2}$ "	SLANT DEPTH	1 $\frac{1}{2}$ "	PALLET CONFIGURATION	6 x 3	<table border="1"> <tr><td>VERTICAL DEPTH</td><td>1$\frac{1}{2}$"</td></tr> <tr><td>VOLUME</td><td>28</td></tr> <tr><td>PACKED PER CARTON</td><td>500</td></tr> <tr><td>WEIGHT PER CARTON</td><td>15.50</td></tr> <tr><td>CUBIC FEET</td><td>3.23</td></tr> <tr><td>UPC CODE</td><td>0 57351-51278 2</td></tr> </table>	VERTICAL DEPTH	1 $\frac{1}{2}$ "	VOLUME	28	PACKED PER CARTON	500	WEIGHT PER CARTON	15.50	CUBIC FEET	3.23	UPC CODE	0 57351-51278 2
DESCRIPTION	7" Round Take Out Pan																											
RIM STYLE	H.E.																											
TOP OUT	7 $\frac{1}{2}$ "																											
TOP IN	6 $\frac{3}{4}$ "																											
BOTTOM	5 $\frac{1}{2}$ "																											
SLANT DEPTH	1 $\frac{1}{2}$ "																											
PALLET CONFIGURATION	6 x 3																											
VERTICAL DEPTH	1 $\frac{1}{2}$ "																											
VOLUME	28																											
PACKED PER CARTON	500																											
WEIGHT PER CARTON	15.50																											
CUBIC FEET	3.23																											
UPC CODE	0 57351-51278 2																											
 <p>51215LD</p>	<table border="1"> <tr><td>DESCRIPTION</td><td>7$\frac{1}{2}$" Round Board Lid</td></tr> <tr><td>FITS CONTAINER</td><td>512-4</td></tr> <tr><td>CORNER RADIUS</td><td></td></tr> <tr><td>PACK</td><td>500</td></tr> <tr><td>PALLET CONFIGURATION</td><td>25 x 6</td></tr> </table>	DESCRIPTION	7 $\frac{1}{2}$ " Round Board Lid	FITS CONTAINER	512-4	CORNER RADIUS		PACK	500	PALLET CONFIGURATION	25 x 6	<table border="1"> <tr><td>WEIGHT PER CASE PER LBS</td><td>8.82</td></tr> <tr><td>CUBIC FEET</td><td>.34</td></tr> <tr><td>UPC CODE</td><td>0 57351-00512 3</td></tr> </table>	WEIGHT PER CASE PER LBS	8.82	CUBIC FEET	.34	UPC CODE	0 57351-00512 3										
DESCRIPTION	7 $\frac{1}{2}$ " Round Board Lid																											
FITS CONTAINER	512-4																											
CORNER RADIUS																												
PACK	500																											
PALLET CONFIGURATION	25 x 6																											
WEIGHT PER CASE PER LBS	8.82																											
CUBIC FEET	.34																											
UPC CODE	0 57351-00512 3																											
 <p>512UDD</p>	<table border="1"> <tr><td>DESCRIPTION</td><td>7$\frac{1}{8}$" x $\frac{3}{4}$" Round Dome Lid</td></tr> <tr><td>FITS CONTAINER</td><td>512-4</td></tr> <tr><td>CORNER RADIUS</td><td>-</td></tr> <tr><td>PACK</td><td>500</td></tr> <tr><td>PALLET CONFIGURATION</td><td>15 x 4</td></tr> </table>	DESCRIPTION	7 $\frac{1}{8}$ " x $\frac{3}{4}$ " Round Dome Lid	FITS CONTAINER	512-4	CORNER RADIUS	-	PACK	500	PALLET CONFIGURATION	15 x 4	<table border="1"> <tr><td>WEIGHT PER CASE PER LBS</td><td>10.80</td></tr> <tr><td>CUBIC FEET</td><td>2.49</td></tr> <tr><td>UPC CODE</td><td>0 72026-51200 3</td></tr> </table>	WEIGHT PER CASE PER LBS	10.80	CUBIC FEET	2.49	UPC CODE	0 72026-51200 3										
DESCRIPTION	7 $\frac{1}{8}$ " x $\frac{3}{4}$ " Round Dome Lid																											
FITS CONTAINER	512-4																											
CORNER RADIUS	-																											
PACK	500																											
PALLET CONFIGURATION	15 x 4																											
WEIGHT PER CASE PER LBS	10.80																											
CUBIC FEET	2.49																											
UPC CODE	0 72026-51200 3																											
 <p>512425LV</p>	<table border="1"> <tr><td>DESCRIPTION</td><td>7" Round 25 Gauge Pan w/ Foil Board</td></tr> <tr><td>RIM STYLE</td><td>H.E.</td></tr> <tr><td>TOP OUT</td><td>7$\frac{1}{2}$"</td></tr> <tr><td>TOP IN</td><td>6$\frac{3}{4}$"</td></tr> <tr><td>BOTTOM</td><td>5$\frac{1}{2}$"</td></tr> <tr><td>SLANT DEPTH</td><td>1$\frac{1}{2}$"</td></tr> <tr><td>PALLET CONFIGURATION</td><td>6 x 5</td></tr> </table>	DESCRIPTION	7" Round 25 Gauge Pan w/ Foil Board	RIM STYLE	H.E.	TOP OUT	7 $\frac{1}{2}$ "	TOP IN	6 $\frac{3}{4}$ "	BOTTOM	5 $\frac{1}{2}$ "	SLANT DEPTH	1 $\frac{1}{2}$ "	PALLET CONFIGURATION	6 x 5	<table border="1"> <tr><td>VERTICAL DEPTH</td><td>1$\frac{1}{2}$"</td></tr> <tr><td>VOLUME</td><td>28</td></tr> <tr><td>PACKED PER CARTON</td><td>200</td></tr> <tr><td>WEIGHT PER CARTON</td><td>9.03</td></tr> <tr><td>CUBIC FEET</td><td>1.86</td></tr> <tr><td>UPC CODE</td><td>0 57351-51234 8</td></tr> </table>	VERTICAL DEPTH	1 $\frac{1}{2}$ "	VOLUME	28	PACKED PER CARTON	200	WEIGHT PER CARTON	9.03	CUBIC FEET	1.86	UPC CODE	0 57351-51234 8
DESCRIPTION	7" Round 25 Gauge Pan w/ Foil Board																											
RIM STYLE	H.E.																											
TOP OUT	7 $\frac{1}{2}$ "																											
TOP IN	6 $\frac{3}{4}$ "																											
BOTTOM	5 $\frac{1}{2}$ "																											
SLANT DEPTH	1 $\frac{1}{2}$ "																											
PALLET CONFIGURATION	6 x 5																											
VERTICAL DEPTH	1 $\frac{1}{2}$ "																											
VOLUME	28																											
PACKED PER CARTON	200																											
WEIGHT PER CARTON	9.03																											
CUBIC FEET	1.86																											
UPC CODE	0 57351-51234 8																											
 <p>512425LR</p>	<table border="1"> <tr><td>DESCRIPTION</td><td>7" Round 25 Gauge Pan w/ Foil Board</td></tr> <tr><td>RIM STYLE</td><td>H.E.</td></tr> <tr><td>TOP OUT</td><td>7$\frac{1}{2}$"</td></tr> <tr><td>TOP IN</td><td>6$\frac{3}{4}$"</td></tr> <tr><td>BOTTOM</td><td>5$\frac{1}{2}$"</td></tr> <tr><td>SLANT DEPTH</td><td>1$\frac{1}{2}$"</td></tr> <tr><td>PALLET CONFIGURATION</td><td>6 x 5</td></tr> </table>	DESCRIPTION	7" Round 25 Gauge Pan w/ Foil Board	RIM STYLE	H.E.	TOP OUT	7 $\frac{1}{2}$ "	TOP IN	6 $\frac{3}{4}$ "	BOTTOM	5 $\frac{1}{2}$ "	SLANT DEPTH	1 $\frac{1}{2}$ "	PALLET CONFIGURATION	6 x 5	<table border="1"> <tr><td>VERTICAL DEPTH</td><td>1$\frac{1}{2}$"</td></tr> <tr><td>VOLUME</td><td>28</td></tr> <tr><td>PACKED PER CARTON</td><td>250</td></tr> <tr><td>WEIGHT PER CARTON</td><td>11.09</td></tr> <tr><td>CUBIC FEET</td><td>2.17</td></tr> <tr><td>UPC CODE</td><td>0 57351-51235 5</td></tr> </table>	VERTICAL DEPTH	1 $\frac{1}{2}$ "	VOLUME	28	PACKED PER CARTON	250	WEIGHT PER CARTON	11.09	CUBIC FEET	2.17	UPC CODE	0 57351-51235 5
DESCRIPTION	7" Round 25 Gauge Pan w/ Foil Board																											
RIM STYLE	H.E.																											
TOP OUT	7 $\frac{1}{2}$ "																											
TOP IN	6 $\frac{3}{4}$ "																											
BOTTOM	5 $\frac{1}{2}$ "																											
SLANT DEPTH	1 $\frac{1}{2}$ "																											
PALLET CONFIGURATION	6 x 5																											
VERTICAL DEPTH	1 $\frac{1}{2}$ "																											
VOLUME	28																											
PACKED PER CARTON	250																											
WEIGHT PER CARTON	11.09																											
CUBIC FEET	2.17																											
UPC CODE	0 57351-51235 5																											
 <p>512430LV</p>	<table border="1"> <tr><td>DESCRIPTION</td><td>7" Round 30 Gauge Pan w/ Foil Board</td></tr> <tr><td>RIM STYLE</td><td>H.E.</td></tr> <tr><td>TOP OUT</td><td>7$\frac{1}{2}$"</td></tr> <tr><td>TOP IN</td><td>6$\frac{3}{4}$"</td></tr> <tr><td>BOTTOM</td><td>5$\frac{1}{2}$"</td></tr> <tr><td>SLANT DEPTH</td><td>1$\frac{1}{2}$"</td></tr> <tr><td>PALLET CONFIGURATION</td><td>6 x 5</td></tr> </table>	DESCRIPTION	7" Round 30 Gauge Pan w/ Foil Board	RIM STYLE	H.E.	TOP OUT	7 $\frac{1}{2}$ "	TOP IN	6 $\frac{3}{4}$ "	BOTTOM	5 $\frac{1}{2}$ "	SLANT DEPTH	1 $\frac{1}{2}$ "	PALLET CONFIGURATION	6 x 5	<table border="1"> <tr><td>VERTICAL DEPTH</td><td>1$\frac{1}{2}$"</td></tr> <tr><td>VOLUME</td><td>28</td></tr> <tr><td>PACKED PER CARTON</td><td>200</td></tr> <tr><td>WEIGHT PER CARTON</td><td>7.86</td></tr> <tr><td>CUBIC FEET</td><td>1.86</td></tr> <tr><td>UPC CODE</td><td>0 57351-51252 2</td></tr> </table>	VERTICAL DEPTH	1 $\frac{1}{2}$ "	VOLUME	28	PACKED PER CARTON	200	WEIGHT PER CARTON	7.86	CUBIC FEET	1.86	UPC CODE	0 57351-51252 2
DESCRIPTION	7" Round 30 Gauge Pan w/ Foil Board																											
RIM STYLE	H.E.																											
TOP OUT	7 $\frac{1}{2}$ "																											
TOP IN	6 $\frac{3}{4}$ "																											
BOTTOM	5 $\frac{1}{2}$ "																											
SLANT DEPTH	1 $\frac{1}{2}$ "																											
PALLET CONFIGURATION	6 x 5																											
VERTICAL DEPTH	1 $\frac{1}{2}$ "																											
VOLUME	28																											
PACKED PER CARTON	200																											
WEIGHT PER CARTON	7.86																											
CUBIC FEET	1.86																											
UPC CODE	0 57351-51252 2																											
 <p>512430LR</p>	<table border="1"> <tr><td>DESCRIPTION</td><td>7" Round 30 Gauge Pan w/ Foil Board</td></tr> <tr><td>RIM STYLE</td><td>H.E.</td></tr> <tr><td>TOP OUT</td><td>7$\frac{1}{2}$"</td></tr> <tr><td>TOP IN</td><td>6$\frac{3}{4}$"</td></tr> <tr><td>BOTTOM</td><td>5$\frac{1}{2}$"</td></tr> <tr><td>SLANT DEPTH</td><td>1$\frac{1}{2}$"</td></tr> <tr><td>PALLET CONFIGURATION</td><td>6 x 5</td></tr> </table>	DESCRIPTION	7" Round 30 Gauge Pan w/ Foil Board	RIM STYLE	H.E.	TOP OUT	7 $\frac{1}{2}$ "	TOP IN	6 $\frac{3}{4}$ "	BOTTOM	5 $\frac{1}{2}$ "	SLANT DEPTH	1 $\frac{1}{2}$ "	PALLET CONFIGURATION	6 x 5	<table border="1"> <tr><td>VERTICAL DEPTH</td><td>1$\frac{1}{2}$"</td></tr> <tr><td>VOLUME</td><td>28</td></tr> <tr><td>PACKED PER CARTON</td><td>250</td></tr> <tr><td>WEIGHT PER CARTON</td><td>11.9</td></tr> <tr><td>CUBIC FEET</td><td>1.84</td></tr> <tr><td>UPC CODE</td><td>0 57351-51253 9</td></tr> </table>	VERTICAL DEPTH	1 $\frac{1}{2}$ "	VOLUME	28	PACKED PER CARTON	250	WEIGHT PER CARTON	11.9	CUBIC FEET	1.84	UPC CODE	0 57351-51253 9
DESCRIPTION	7" Round 30 Gauge Pan w/ Foil Board																											
RIM STYLE	H.E.																											
TOP OUT	7 $\frac{1}{2}$ "																											
TOP IN	6 $\frac{3}{4}$ "																											
BOTTOM	5 $\frac{1}{2}$ "																											
SLANT DEPTH	1 $\frac{1}{2}$ "																											
PALLET CONFIGURATION	6 x 5																											
VERTICAL DEPTH	1 $\frac{1}{2}$ "																											
VOLUME	28																											
PACKED PER CARTON	250																											
WEIGHT PER CARTON	11.9																											
CUBIC FEET	1.84																											
UPC CODE	0 57351-51253 9																											
 <p>512430DR</p>	<table border="1"> <tr><td>DESCRIPTION</td><td>7" Round 30 Gauge Pan w/ Plastic</td></tr> <tr><td>RIM STYLE</td><td>H.E.</td></tr> <tr><td>TOP OUT</td><td>7$\frac{1}{2}$"</td></tr> <tr><td>TOP IN</td><td>6$\frac{3}{4}$"</td></tr> <tr><td>BOTTOM</td><td>5$\frac{1}{2}$"</td></tr> <tr><td>SLANT DEPTH</td><td>1$\frac{1}{2}$"</td></tr> <tr><td>PALLET CONFIGURATION</td><td>6 x 3</td></tr> </table>	DESCRIPTION	7" Round 30 Gauge Pan w/ Plastic	RIM STYLE	H.E.	TOP OUT	7 $\frac{1}{2}$ "	TOP IN	6 $\frac{3}{4}$ "	BOTTOM	5 $\frac{1}{2}$ "	SLANT DEPTH	1 $\frac{1}{2}$ "	PALLET CONFIGURATION	6 x 3	<table border="1"> <tr><td>VERTICAL DEPTH</td><td>1$\frac{1}{2}$"</td></tr> <tr><td>VOLUME</td><td>28</td></tr> <tr><td>PACKED PER CARTON</td><td>250</td></tr> <tr><td>WEIGHT PER CARTON</td><td>7.40</td></tr> <tr><td>CUBIC FEET</td><td>2.79</td></tr> <tr><td>UPC CODE</td><td>0 57351-51254 6</td></tr> </table>	VERTICAL DEPTH	1 $\frac{1}{2}$ "	VOLUME	28	PACKED PER CARTON	250	WEIGHT PER CARTON	7.40	CUBIC FEET	2.79	UPC CODE	0 57351-51254 6
DESCRIPTION	7" Round 30 Gauge Pan w/ Plastic																											
RIM STYLE	H.E.																											
TOP OUT	7 $\frac{1}{2}$ "																											
TOP IN	6 $\frac{3}{4}$ "																											
BOTTOM	5 $\frac{1}{2}$ "																											
SLANT DEPTH	1 $\frac{1}{2}$ "																											
PALLET CONFIGURATION	6 x 3																											
VERTICAL DEPTH	1 $\frac{1}{2}$ "																											
VOLUME	28																											
PACKED PER CARTON	250																											
WEIGHT PER CARTON	7.40																											
CUBIC FEET	2.79																											
UPC CODE	0 57351-51254 6																											
 <p>51330D</p>	<table border="1"> <tr><td>DESCRIPTION</td><td>8" T.O. Foods/Bakery Goods Pan</td></tr> <tr><td>RIM STYLE</td><td>F.C.</td></tr> <tr><td>TOP OUT</td><td>8$\frac{1}{2}$"</td></tr> <tr><td>TOP IN</td><td>7$\frac{1}{16}$"</td></tr> <tr><td>BOTTOM</td><td>7"</td></tr> <tr><td>SLANT DEPTH</td><td>1$\frac{1}{16}$"</td></tr> <tr><td>PALLET CONFIGURATION</td><td>4 x 3</td></tr> </table>	DESCRIPTION	8" T.O. Foods/Bakery Goods Pan	RIM STYLE	F.C.	TOP OUT	8 $\frac{1}{2}$ "	TOP IN	7 $\frac{1}{16}$ "	BOTTOM	7"	SLANT DEPTH	1 $\frac{1}{16}$ "	PALLET CONFIGURATION	4 x 3	<table border="1"> <tr><td>VERTICAL DEPTH</td><td>1$\frac{1}{16}$"</td></tr> <tr><td>VOLUME</td><td>33.6</td></tr> <tr><td>PACKED PER CARTON</td><td>500</td></tr> <tr><td>WEIGHT PER CARTON</td><td>15.96</td></tr> <tr><td>CUBIC FEET</td><td>3.93</td></tr> <tr><td>UPC CODE</td><td>0 57351-51331 4</td></tr> </table>	VERTICAL DEPTH	1 $\frac{1}{16}$ "	VOLUME	33.6	PACKED PER CARTON	500	WEIGHT PER CARTON	15.96	CUBIC FEET	3.93	UPC CODE	0 57351-51331 4
DESCRIPTION	8" T.O. Foods/Bakery Goods Pan																											
RIM STYLE	F.C.																											
TOP OUT	8 $\frac{1}{2}$ "																											
TOP IN	7 $\frac{1}{16}$ "																											
BOTTOM	7"																											
SLANT DEPTH	1 $\frac{1}{16}$ "																											
PALLET CONFIGURATION	4 x 3																											
VERTICAL DEPTH	1 $\frac{1}{16}$ "																											
VOLUME	33.6																											
PACKED PER CARTON	500																											
WEIGHT PER CARTON	15.96																											
CUBIC FEET	3.93																											
UPC CODE	0 57351-51331 4																											






Rounds / Take-Outs

 513230D	<table border="1"> <tr><td>DESCRIPTION</td><td>8" Round Pan</td></tr> <tr><td>RIM STYLE</td><td>V.F.</td></tr> <tr><td>TOP OUT</td><td>8½</td></tr> <tr><td>TOP IN</td><td>7⅛</td></tr> <tr><td>BOTTOM</td><td>7</td></tr> <tr><td>SLANT DEPTH</td><td>1⅞</td></tr> <tr><td>PALLET CONFIGURATION</td><td>5 x 4</td></tr> </table>	DESCRIPTION	8" Round Pan	RIM STYLE	V.F.	TOP OUT	8½	TOP IN	7⅛	BOTTOM	7	SLANT DEPTH	1⅞	PALLET CONFIGURATION	5 x 4	<table border="1"> <tr><td>VERTICAL DEPTH</td><td>1⅞</td></tr> <tr><td>VOLUME</td><td>33.6</td></tr> <tr><td>PACKED PER CARTON</td><td>500</td></tr> <tr><td>WEIGHT PER CAR TON</td><td>15.96</td></tr> <tr><td>CUBIC FEET</td><td>3.93</td></tr> <tr><td>UPC CODE</td><td>0 57351-51332 1</td></tr> </table>	VERTICAL DEPTH	1⅞	VOLUME	33.6	PACKED PER CARTON	500	WEIGHT PER CAR TON	15.96	CUBIC FEET	3.93	UPC CODE	0 57351-51332 1
DESCRIPTION	8" Round Pan																											
RIM STYLE	V.F.																											
TOP OUT	8½																											
TOP IN	7⅛																											
BOTTOM	7																											
SLANT DEPTH	1⅞																											
PALLET CONFIGURATION	5 x 4																											
VERTICAL DEPTH	1⅞																											
VOLUME	33.6																											
PACKED PER CARTON	500																											
WEIGHT PER CAR TON	15.96																											
CUBIC FEET	3.93																											
UPC CODE	0 57351-51332 1																											
 51430D	<table border="1"> <tr><td>DESCRIPTION</td><td>9" Deep Take Out Pan</td></tr> <tr><td>RIM STYLE</td><td>F.C.</td></tr> <tr><td>TOP OUT</td><td>9</td></tr> <tr><td>TOP IN</td><td>8⅞</td></tr> <tr><td>BOTTOM</td><td>7¾</td></tr> <tr><td>SLANT DEPTH</td><td>1⅞</td></tr> <tr><td>PALLET CONFIGURATION</td><td>4 x 3</td></tr> </table>	DESCRIPTION	9" Deep Take Out Pan	RIM STYLE	F.C.	TOP OUT	9	TOP IN	8⅞	BOTTOM	7¾	SLANT DEPTH	1⅞	PALLET CONFIGURATION	4 x 3	<table border="1"> <tr><td>VERTICAL DEPTH</td><td>1⅞</td></tr> <tr><td>VOLUME</td><td>48</td></tr> <tr><td>PACKED PER CARTON</td><td>500</td></tr> <tr><td>WEIGHT PER CAR TON</td><td>18.79</td></tr> <tr><td>CUBIC FEET</td><td>5.27</td></tr> <tr><td>UPC CODE</td><td>0 57351-51432 8</td></tr> </table>	VERTICAL DEPTH	1⅞	VOLUME	48	PACKED PER CARTON	500	WEIGHT PER CAR TON	18.79	CUBIC FEET	5.27	UPC CODE	0 57351-51432 8
DESCRIPTION	9" Deep Take Out Pan																											
RIM STYLE	F.C.																											
TOP OUT	9																											
TOP IN	8⅞																											
BOTTOM	7¾																											
SLANT DEPTH	1⅞																											
PALLET CONFIGURATION	4 x 3																											
VERTICAL DEPTH	1⅞																											
VOLUME	48																											
PACKED PER CARTON	500																											
WEIGHT PER CAR TON	18.79																											
CUBIC FEET	5.27																											
UPC CODE	0 57351-51432 8																											
 514230D	<table border="1"> <tr><td>DESCRIPTION</td><td>9" Deep Take Out Pan</td></tr> <tr><td>RIM STYLE</td><td>V.F.</td></tr> <tr><td>TOP OUT</td><td>9</td></tr> <tr><td>TOP IN</td><td>8⅞</td></tr> <tr><td>BOTTOM</td><td>7¾</td></tr> <tr><td>SLANT DEPTH</td><td>1⅞</td></tr> <tr><td>PALLET CONFIGURATION</td><td>4 x 3</td></tr> </table>	DESCRIPTION	9" Deep Take Out Pan	RIM STYLE	V.F.	TOP OUT	9	TOP IN	8⅞	BOTTOM	7¾	SLANT DEPTH	1⅞	PALLET CONFIGURATION	4 x 3	<table border="1"> <tr><td>VERTICAL DEPTH</td><td>1⅞</td></tr> <tr><td>VOLUME</td><td>48</td></tr> <tr><td>PACKED PER CARTON</td><td>500</td></tr> <tr><td>WEIGHT PER CAR TON</td><td>18.78</td></tr> <tr><td>CUBIC FEET</td><td>5.3</td></tr> <tr><td>UPC CODE</td><td>0 57351-51433 5</td></tr> </table>	VERTICAL DEPTH	1⅞	VOLUME	48	PACKED PER CARTON	500	WEIGHT PER CAR TON	18.78	CUBIC FEET	5.3	UPC CODE	0 57351-51433 5
DESCRIPTION	9" Deep Take Out Pan																											
RIM STYLE	V.F.																											
TOP OUT	9																											
TOP IN	8⅞																											
BOTTOM	7¾																											
SLANT DEPTH	1⅞																											
PALLET CONFIGURATION	4 x 3																											
VERTICAL DEPTH	1⅞																											
VOLUME	48																											
PACKED PER CARTON	500																											
WEIGHT PER CAR TON	18.78																											
CUBIC FEET	5.3																											
UPC CODE	0 57351-51433 5																											
 5164D	<table border="1"> <tr><td>DESCRIPTION</td><td>9" Med. Depth, T.O. Foods/Bakery</td></tr> <tr><td>RIM STYLE</td><td>H.E.</td></tr> <tr><td>TOP OUT</td><td>8⅞</td></tr> <tr><td>TOP IN</td><td>8¾</td></tr> <tr><td>BOTTOM</td><td>7⅞</td></tr> <tr><td>SLANT DEPTH</td><td>1⅞</td></tr> <tr><td>PALLET CONFIGURATION</td><td>4 x 3</td></tr> </table>	DESCRIPTION	9" Med. Depth, T.O. Foods/Bakery	RIM STYLE	H.E.	TOP OUT	8⅞	TOP IN	8¾	BOTTOM	7⅞	SLANT DEPTH	1⅞	PALLET CONFIGURATION	4 x 3	<table border="1"> <tr><td>VERTICAL DEPTH</td><td>1⅞</td></tr> <tr><td>VOLUME</td><td>48.0</td></tr> <tr><td>PACKED PER CARTON</td><td>500</td></tr> <tr><td>WEIGHT PER CAR TON</td><td>17.4</td></tr> <tr><td>CUBIC FEET</td><td>4.26</td></tr> <tr><td>UPC CODE</td><td>0 57351-51625 4</td></tr> </table>	VERTICAL DEPTH	1⅞	VOLUME	48.0	PACKED PER CARTON	500	WEIGHT PER CAR TON	17.4	CUBIC FEET	4.26	UPC CODE	0 57351-51625 4
DESCRIPTION	9" Med. Depth, T.O. Foods/Bakery																											
RIM STYLE	H.E.																											
TOP OUT	8⅞																											
TOP IN	8¾																											
BOTTOM	7⅞																											
SLANT DEPTH	1⅞																											
PALLET CONFIGURATION	4 x 3																											
VERTICAL DEPTH	1⅞																											
VOLUME	48.0																											
PACKED PER CARTON	500																											
WEIGHT PER CAR TON	17.4																											
CUBIC FEET	4.26																											
UPC CODE	0 57351-51625 4																											
 51615LD	<table border="1"> <tr><td>DESCRIPTION</td><td>8" Round Board Lid</td></tr> <tr><td>FITS CONTAINER</td><td>516-4</td></tr> <tr><td>CORNER RADIUS</td><td>-</td></tr> <tr><td>PACK</td><td>500</td></tr> <tr><td>PALLET CONFIGURATION</td><td>20 x 5</td></tr> </table>	DESCRIPTION	8" Round Board Lid	FITS CONTAINER	516-4	CORNER RADIUS	-	PACK	500	PALLET CONFIGURATION	20 x 5	<table border="1"> <tr><td>WEIGHT PER CASE PER LBS</td><td>14.99</td></tr> <tr><td>CUBIC FEET</td><td>.47</td></tr> <tr><td>UPC CODE</td><td>0 57351-00516 1</td></tr> </table>	WEIGHT PER CASE PER LBS	14.99	CUBIC FEET	.47	UPC CODE	0 57351-00516 1										
DESCRIPTION	8" Round Board Lid																											
FITS CONTAINER	516-4																											
CORNER RADIUS	-																											
PACK	500																											
PALLET CONFIGURATION	20 x 5																											
WEIGHT PER CASE PER LBS	14.99																											
CUBIC FEET	.47																											
UPC CODE	0 57351-00516 1																											
 516UDD	<table border="1"> <tr><td>DESCRIPTION</td><td>8" x ¾" Round Dome Lid</td></tr> <tr><td>FITS CONTAINER</td><td>516-4</td></tr> <tr><td>CORNER RADIUS</td><td>-</td></tr> <tr><td>PACK</td><td>500</td></tr> <tr><td>PALLET CONFIGURATION</td><td>15 x 4</td></tr> </table>	DESCRIPTION	8" x ¾" Round Dome Lid	FITS CONTAINER	516-4	CORNER RADIUS	-	PACK	500	PALLET CONFIGURATION	15 x 4	<table border="1"> <tr><td>WEIGHT PER CASE PER LBS</td><td>12.0</td></tr> <tr><td>CUBIC FEET</td><td>1.37</td></tr> <tr><td>UPC CODE</td><td>0 72026-51600 1</td></tr> </table>	WEIGHT PER CASE PER LBS	12.0	CUBIC FEET	1.37	UPC CODE	0 72026-51600 1										
DESCRIPTION	8" x ¾" Round Dome Lid																											
FITS CONTAINER	516-4																											
CORNER RADIUS	-																											
PACK	500																											
PALLET CONFIGURATION	15 x 4																											
WEIGHT PER CASE PER LBS	12.0																											
CUBIC FEET	1.37																											
UPC CODE	0 72026-51600 1																											
 5164DR	<table border="1"> <tr><td>DESCRIPTION</td><td>9" Round 30 Gauge Pan w/ Plastic</td></tr> <tr><td>RIM STYLE</td><td>H.E.</td></tr> <tr><td>TOP OUT</td><td>9</td></tr> <tr><td>TOP IN</td><td>8⅞</td></tr> <tr><td>BOTTOM</td><td>7</td></tr> <tr><td>SLANT DEPTH</td><td>1⅞</td></tr> <tr><td>PALLET CONFIGURATION</td><td>10 x 3</td></tr> </table>	DESCRIPTION	9" Round 30 Gauge Pan w/ Plastic	RIM STYLE	H.E.	TOP OUT	9	TOP IN	8⅞	BOTTOM	7	SLANT DEPTH	1⅞	PALLET CONFIGURATION	10 x 3	<table border="1"> <tr><td>VERTICAL DEPTH</td><td>1⅞</td></tr> <tr><td>VOLUME</td><td>48</td></tr> <tr><td>PACKED PER CARTON</td><td>250</td></tr> <tr><td>WEIGHT PER CAR TON</td><td>13.39</td></tr> <tr><td>CUBIC FEET</td><td>4.48</td></tr> <tr><td>UPC CODE</td><td>0 57351-51639 1</td></tr> </table>	VERTICAL DEPTH	1⅞	VOLUME	48	PACKED PER CARTON	250	WEIGHT PER CAR TON	13.39	CUBIC FEET	4.48	UPC CODE	0 57351-51639 1
DESCRIPTION	9" Round 30 Gauge Pan w/ Plastic																											
RIM STYLE	H.E.																											
TOP OUT	9																											
TOP IN	8⅞																											
BOTTOM	7																											
SLANT DEPTH	1⅞																											
PALLET CONFIGURATION	10 x 3																											
VERTICAL DEPTH	1⅞																											
VOLUME	48																											
PACKED PER CARTON	250																											
WEIGHT PER CAR TON	13.39																											
CUBIC FEET	4.48																											
UPC CODE	0 57351-51639 1																											
 5164LV	<table border="1"> <tr><td>DESCRIPTION</td><td>9" Round 30 Gauge Pan w/ Foil</td></tr> <tr><td>RIM STYLE</td><td>H.E.</td></tr> <tr><td>TOP OUT</td><td>9</td></tr> <tr><td>TOP IN</td><td>8⅞</td></tr> <tr><td>BOTTOM</td><td>7</td></tr> <tr><td>SLANT DEPTH</td><td>1⅞</td></tr> <tr><td>PALLET CONFIGURATION</td><td>10 x 4</td></tr> </table>	DESCRIPTION	9" Round 30 Gauge Pan w/ Foil	RIM STYLE	H.E.	TOP OUT	9	TOP IN	8⅞	BOTTOM	7	SLANT DEPTH	1⅞	PALLET CONFIGURATION	10 x 4	<table border="1"> <tr><td>VERTICAL DEPTH</td><td>1⅞</td></tr> <tr><td>VOLUME</td><td>48</td></tr> <tr><td>PACKED PER CARTON</td><td>200</td></tr> <tr><td>WEIGHT PER CAR TON</td><td>15.23</td></tr> <tr><td>CUBIC FEET</td><td>3.3</td></tr> <tr><td>UPC CODE</td><td>0 57351-51635 3</td></tr> </table>	VERTICAL DEPTH	1⅞	VOLUME	48	PACKED PER CARTON	200	WEIGHT PER CAR TON	15.23	CUBIC FEET	3.3	UPC CODE	0 57351-51635 3
DESCRIPTION	9" Round 30 Gauge Pan w/ Foil																											
RIM STYLE	H.E.																											
TOP OUT	9																											
TOP IN	8⅞																											
BOTTOM	7																											
SLANT DEPTH	1⅞																											
PALLET CONFIGURATION	10 x 4																											
VERTICAL DEPTH	1⅞																											
VOLUME	48																											
PACKED PER CARTON	200																											
WEIGHT PER CAR TON	15.23																											
CUBIC FEET	3.3																											
UPC CODE	0 57351-51635 3																											
 5164LR	<table border="1"> <tr><td>DESCRIPTION</td><td>9" Round Take Out Pan</td></tr> <tr><td>RIM STYLE</td><td>H.E.</td></tr> <tr><td>TOP OUT</td><td>9</td></tr> <tr><td>TOP IN</td><td>8⅞</td></tr> <tr><td>BOTTOM</td><td>7</td></tr> <tr><td>SLANT DEPTH</td><td>1⅞</td></tr> <tr><td>PALLET CONFIGURATION</td><td>10 x 3</td></tr> </table>	DESCRIPTION	9" Round Take Out Pan	RIM STYLE	H.E.	TOP OUT	9	TOP IN	8⅞	BOTTOM	7	SLANT DEPTH	1⅞	PALLET CONFIGURATION	10 x 3	<table border="1"> <tr><td>VERTICAL DEPTH</td><td>1⅞</td></tr> <tr><td>VOLUME</td><td>48</td></tr> <tr><td>PACKED PER CARTON</td><td>250</td></tr> <tr><td>WEIGHT PER CAR TON</td><td>18.73</td></tr> <tr><td>CUBIC FEET</td><td>4.15</td></tr> <tr><td>UPC CODE</td><td>0 57351-51636 0</td></tr> </table>	VERTICAL DEPTH	1⅞	VOLUME	48	PACKED PER CARTON	250	WEIGHT PER CAR TON	18.73	CUBIC FEET	4.15	UPC CODE	0 57351-51636 0
DESCRIPTION	9" Round Take Out Pan																											
RIM STYLE	H.E.																											
TOP OUT	9																											
TOP IN	8⅞																											
BOTTOM	7																											
SLANT DEPTH	1⅞																											
PALLET CONFIGURATION	10 x 3																											
VERTICAL DEPTH	1⅞																											
VOLUME	48																											
PACKED PER CARTON	250																											
WEIGHT PER CAR TON	18.73																											
CUBIC FEET	4.15																											
UPC CODE	0 57351-51636 0																											



Rounds / Take-Outs

 <p>516435HD</p>	<table border="1"> <tr><td>DESCRIPTION</td><td>9" Center Hole Cheesecake Pan</td></tr> <tr><td>RIM STYLE</td><td>H.E.</td></tr> <tr><td>TOP OUT</td><td>8¹⁵/₁₆</td></tr> <tr><td>TOP IN</td><td>8³/₈</td></tr> <tr><td>BOTTOM</td><td>7²⁵/₃₂</td></tr> <tr><td>SLANT DEPTH</td><td>1¹¹/₁₆</td></tr> <tr><td>PALLET CONFIGURATION</td><td>3 x 3</td></tr> </table>	DESCRIPTION	9" Center Hole Cheesecake Pan	RIM STYLE	H.E.	TOP OUT	8 ¹⁵ / ₁₆	TOP IN	8 ³ / ₈	BOTTOM	7 ²⁵ / ₃₂	SLANT DEPTH	1 ¹¹ / ₁₆	PALLET CONFIGURATION	3 x 3	<table border="1"> <tr><td>VERTICAL DEPTH</td><td>1¹/₂</td></tr> <tr><td>VOLUME</td><td>48.0</td></tr> <tr><td>PACKED PER CARTON</td><td>500</td></tr> <tr><td>WEIGHT PER CAR TON</td><td>23.93</td></tr> <tr><td>CUBIC FEET</td><td>7.15</td></tr> <tr><td>UPC CODE</td><td>0 57351-51652 0</td></tr> </table>	VERTICAL DEPTH	1 ¹ / ₂	VOLUME	48.0	PACKED PER CARTON	500	WEIGHT PER CAR TON	23.93	CUBIC FEET	7.15	UPC CODE	0 57351-51652 0
DESCRIPTION	9" Center Hole Cheesecake Pan																											
RIM STYLE	H.E.																											
TOP OUT	8 ¹⁵ / ₁₆																											
TOP IN	8 ³ / ₈																											
BOTTOM	7 ²⁵ / ₃₂																											
SLANT DEPTH	1 ¹¹ / ₁₆																											
PALLET CONFIGURATION	3 x 3																											
VERTICAL DEPTH	1 ¹ / ₂																											
VOLUME	48.0																											
PACKED PER CARTON	500																											
WEIGHT PER CAR TON	23.93																											
CUBIC FEET	7.15																											
UPC CODE	0 57351-51652 0																											
 <p>505B18D</p>	<table border="1"> <tr><td>DESCRIPTION</td><td>Cheesecake Base</td></tr> <tr><td>FITS CONTAINER</td><td>516-4CH</td></tr> <tr><td>CORNER RADIUS</td><td></td></tr> <tr><td>PACK</td><td>500</td></tr> <tr><td>PALLET CONFIGURATION</td><td>20 x 5</td></tr> </table>	DESCRIPTION	Cheesecake Base	FITS CONTAINER	516-4CH	CORNER RADIUS		PACK	500	PALLET CONFIGURATION	20 x 5	<table border="1"> <tr><td>WEIGHT PER CASE PER LBS</td><td>13.67</td></tr> <tr><td>CUBIC FEET</td><td>.43</td></tr> <tr><td>UPC CODE</td><td>0 57351-00505 5</td></tr> </table>	WEIGHT PER CASE PER LBS	13.67	CUBIC FEET	.43	UPC CODE	0 57351-00505 5										
DESCRIPTION	Cheesecake Base																											
FITS CONTAINER	516-4CH																											
CORNER RADIUS																												
PACK	500																											
PALLET CONFIGURATION	20 x 5																											
WEIGHT PER CASE PER LBS	13.67																											
CUBIC FEET	.43																											
UPC CODE	0 57351-00505 5																											
 <p>5174D</p>	<table border="1"> <tr><td>DESCRIPTION</td><td>8" Medium Bakery Goods Pan</td></tr> <tr><td>RIM STYLE</td><td>H.E.</td></tr> <tr><td>TOP OUT</td><td>8¹/₂</td></tr> <tr><td>TOP IN</td><td>7³/₄</td></tr> <tr><td>BOTTOM</td><td>7</td></tr> <tr><td>SLANT DEPTH</td><td>1¹/₂</td></tr> <tr><td>PALLET CONFIGURATION</td><td>6 x 3</td></tr> </table>	DESCRIPTION	8" Medium Bakery Goods Pan	RIM STYLE	H.E.	TOP OUT	8 ¹ / ₂	TOP IN	7 ³ / ₄	BOTTOM	7	SLANT DEPTH	1 ¹ / ₂	PALLET CONFIGURATION	6 x 3	<table border="1"> <tr><td>VERTICAL DEPTH</td><td>1¹/₂</td></tr> <tr><td>VOLUME</td><td>33</td></tr> <tr><td>PACKED PER CARTON</td><td>500</td></tr> <tr><td>WEIGHT PER CAR TON</td><td>19.87</td></tr> <tr><td>CUBIC FEET</td><td>4.03</td></tr> <tr><td>UPC CODE</td><td>0 57351-51750 3</td></tr> </table>	VERTICAL DEPTH	1 ¹ / ₂	VOLUME	33	PACKED PER CARTON	500	WEIGHT PER CAR TON	19.87	CUBIC FEET	4.03	UPC CODE	0 57351-51750 3
DESCRIPTION	8" Medium Bakery Goods Pan																											
RIM STYLE	H.E.																											
TOP OUT	8 ¹ / ₂																											
TOP IN	7 ³ / ₄																											
BOTTOM	7																											
SLANT DEPTH	1 ¹ / ₂																											
PALLET CONFIGURATION	6 x 3																											
VERTICAL DEPTH	1 ¹ / ₂																											
VOLUME	33																											
PACKED PER CARTON	500																											
WEIGHT PER CAR TON	19.87																											
CUBIC FEET	4.03																											
UPC CODE	0 57351-51750 3																											
 <p>517430D</p>	<table border="1"> <tr><td>DESCRIPTION</td><td>8" Medium Bakery Goods Pan</td></tr> <tr><td>RIM STYLE</td><td>H.E.</td></tr> <tr><td>TOP OUT</td><td>8¹/₂</td></tr> <tr><td>TOP IN</td><td>7³/₄</td></tr> <tr><td>BOTTOM</td><td>7</td></tr> <tr><td>SLANT DEPTH</td><td>1¹/₂</td></tr> <tr><td>PALLET CONFIGURATION</td><td>6 x 3</td></tr> </table>	DESCRIPTION	8" Medium Bakery Goods Pan	RIM STYLE	H.E.	TOP OUT	8 ¹ / ₂	TOP IN	7 ³ / ₄	BOTTOM	7	SLANT DEPTH	1 ¹ / ₂	PALLET CONFIGURATION	6 x 3	<table border="1"> <tr><td>VERTICAL DEPTH</td><td>1¹/₂</td></tr> <tr><td>VOLUME</td><td>33</td></tr> <tr><td>PACKED PER CARTON</td><td>500</td></tr> <tr><td>WEIGHT PER CAR TON</td><td>16.93</td></tr> <tr><td>CUBIC FEET</td><td>3.788</td></tr> <tr><td>UPC CODE</td><td>0 57351-51732 9</td></tr> </table>	VERTICAL DEPTH	1 ¹ / ₂	VOLUME	33	PACKED PER CARTON	500	WEIGHT PER CAR TON	16.93	CUBIC FEET	3.788	UPC CODE	0 57351-51732 9
DESCRIPTION	8" Medium Bakery Goods Pan																											
RIM STYLE	H.E.																											
TOP OUT	8 ¹ / ₂																											
TOP IN	7 ³ / ₄																											
BOTTOM	7																											
SLANT DEPTH	1 ¹ / ₂																											
PALLET CONFIGURATION	6 x 3																											
VERTICAL DEPTH	1 ¹ / ₂																											
VOLUME	33																											
PACKED PER CARTON	500																											
WEIGHT PER CAR TON	16.93																											
CUBIC FEET	3.788																											
UPC CODE	0 57351-51732 9																											
 <p>51715LD</p>	<table border="1"> <tr><td>DESCRIPTION</td><td>8¹/₄" Round Board Lid</td></tr> <tr><td>FITS CONTAINER</td><td>517-4</td></tr> <tr><td>CORNER RADIUS</td><td>-</td></tr> <tr><td>PACK</td><td>500</td></tr> <tr><td>PALLET CONFIGURATION</td><td>20 x 5</td></tr> </table>	DESCRIPTION	8 ¹ / ₄ " Round Board Lid	FITS CONTAINER	517-4	CORNER RADIUS	-	PACK	500	PALLET CONFIGURATION	20 x 5	<table border="1"> <tr><td>WEIGHT PER CASE PER LBS</td><td>11.46</td></tr> <tr><td>CUBIC FEET</td><td>.46</td></tr> <tr><td>UPC CODE</td><td>0 57351-00517 8</td></tr> </table>	WEIGHT PER CASE PER LBS	11.46	CUBIC FEET	.46	UPC CODE	0 57351-00517 8										
DESCRIPTION	8 ¹ / ₄ " Round Board Lid																											
FITS CONTAINER	517-4																											
CORNER RADIUS	-																											
PACK	500																											
PALLET CONFIGURATION	20 x 5																											
WEIGHT PER CASE PER LBS	11.46																											
CUBIC FEET	.46																											
UPC CODE	0 57351-00517 8																											
 <p>517UDD</p>	<table border="1"> <tr><td>DESCRIPTION</td><td>8¹/₄" x ³/₄" Round Dome Lid</td></tr> <tr><td>FITS CONTAINER</td><td>517-4</td></tr> <tr><td>CORNER RADIUS</td><td>-</td></tr> <tr><td>PACK</td><td>500</td></tr> <tr><td>PALLET CONFIGURATION</td><td>9 x 7</td></tr> </table>	DESCRIPTION	8 ¹ / ₄ " x ³ / ₄ " Round Dome Lid	FITS CONTAINER	517-4	CORNER RADIUS	-	PACK	500	PALLET CONFIGURATION	9 x 7	<table border="1"> <tr><td>WEIGHT PER CASE PER LBS</td><td>11.90</td></tr> <tr><td>CUBIC FEET</td><td>1.09</td></tr> <tr><td>UPC CODE</td><td>0 72026-51700 8</td></tr> </table>	WEIGHT PER CASE PER LBS	11.90	CUBIC FEET	1.09	UPC CODE	0 72026-51700 8										
DESCRIPTION	8 ¹ / ₄ " x ³ / ₄ " Round Dome Lid																											
FITS CONTAINER	517-4																											
CORNER RADIUS	-																											
PACK	500																											
PALLET CONFIGURATION	9 x 7																											
WEIGHT PER CASE PER LBS	11.90																											
CUBIC FEET	1.09																											
UPC CODE	0 72026-51700 8																											
 <p>5174LV</p>	<table border="1"> <tr><td>DESCRIPTION</td><td>8" Round 30 Gauge Pan w/ Foil Board</td></tr> <tr><td>RIM STYLE</td><td>H.E.</td></tr> <tr><td>TOP OUT</td><td>7¹/₈</td></tr> <tr><td>TOP IN</td><td>6³/₄</td></tr> <tr><td>BOTTOM</td><td>7²⁵/₃₂</td></tr> <tr><td>SLANT DEPTH</td><td>1¹/₂</td></tr> <tr><td>PALLET CONFIGURATION</td><td>10 x 4</td></tr> </table>	DESCRIPTION	8" Round 30 Gauge Pan w/ Foil Board	RIM STYLE	H.E.	TOP OUT	7 ¹ / ₈	TOP IN	6 ³ / ₄	BOTTOM	7 ²⁵ / ₃₂	SLANT DEPTH	1 ¹ / ₂	PALLET CONFIGURATION	10 x 4	<table border="1"> <tr><td>VERTICAL DEPTH</td><td>1¹/₂</td></tr> <tr><td>VOLUME</td><td>33.0</td></tr> <tr><td>PACKED PER CARTON</td><td>200</td></tr> <tr><td>WEIGHT PER CAR TON</td><td>13.08</td></tr> <tr><td>CUBIC FEET</td><td>2.38</td></tr> <tr><td>UPC CODE</td><td>0 57351-51730 5</td></tr> </table>	VERTICAL DEPTH	1 ¹ / ₂	VOLUME	33.0	PACKED PER CARTON	200	WEIGHT PER CAR TON	13.08	CUBIC FEET	2.38	UPC CODE	0 57351-51730 5
DESCRIPTION	8" Round 30 Gauge Pan w/ Foil Board																											
RIM STYLE	H.E.																											
TOP OUT	7 ¹ / ₈																											
TOP IN	6 ³ / ₄																											
BOTTOM	7 ²⁵ / ₃₂																											
SLANT DEPTH	1 ¹ / ₂																											
PALLET CONFIGURATION	10 x 4																											
VERTICAL DEPTH	1 ¹ / ₂																											
VOLUME	33.0																											
PACKED PER CARTON	200																											
WEIGHT PER CAR TON	13.08																											
CUBIC FEET	2.38																											
UPC CODE	0 57351-51730 5																											
 <p>5174LR</p>	<table border="1"> <tr><td>DESCRIPTION</td><td>8" Round 30 Gauge Pan w/ Foil</td></tr> <tr><td>RIM STYLE</td><td>H.E.</td></tr> <tr><td>TOP OUT</td><td>7¹/₈</td></tr> <tr><td>TOP IN</td><td>6³/₄</td></tr> <tr><td>BOTTOM</td><td>7²⁵/₃₂</td></tr> <tr><td>SLANT DEPTH</td><td>1¹/₂</td></tr> <tr><td>PALLET CONFIGURATION</td><td>6 x 5</td></tr> </table>	DESCRIPTION	8" Round 30 Gauge Pan w/ Foil	RIM STYLE	H.E.	TOP OUT	7 ¹ / ₈	TOP IN	6 ³ / ₄	BOTTOM	7 ²⁵ / ₃₂	SLANT DEPTH	1 ¹ / ₂	PALLET CONFIGURATION	6 x 5	<table border="1"> <tr><td>VERTICAL DEPTH</td><td>1¹/₂</td></tr> <tr><td>VOLUME</td><td>33.0</td></tr> <tr><td>PACKED PER CARTON</td><td>250</td></tr> <tr><td>WEIGHT PER CAR TON</td><td>15.79</td></tr> <tr><td>CUBIC FEET</td><td>2.7</td></tr> <tr><td>UPC CODE</td><td>0 57351-51731 2</td></tr> </table>	VERTICAL DEPTH	1 ¹ / ₂	VOLUME	33.0	PACKED PER CARTON	250	WEIGHT PER CAR TON	15.79	CUBIC FEET	2.7	UPC CODE	0 57351-51731 2
DESCRIPTION	8" Round 30 Gauge Pan w/ Foil																											
RIM STYLE	H.E.																											
TOP OUT	7 ¹ / ₈																											
TOP IN	6 ³ / ₄																											
BOTTOM	7 ²⁵ / ₃₂																											
SLANT DEPTH	1 ¹ / ₂																											
PALLET CONFIGURATION	6 x 5																											
VERTICAL DEPTH	1 ¹ / ₂																											
VOLUME	33.0																											
PACKED PER CARTON	250																											
WEIGHT PER CAR TON	15.79																											
CUBIC FEET	2.7																											
UPC CODE	0 57351-51731 2																											
 <p>517435D</p>	<table border="1"> <tr><td>DESCRIPTION</td><td>8" Round 35 Gauge Take-Out Pan</td></tr> <tr><td>RIM STYLE</td><td>HE</td></tr> <tr><td>TOP OUT</td><td>7¹/₈</td></tr> <tr><td>TOP IN</td><td>6³/₄</td></tr> <tr><td>BOTTOM</td><td>7²⁵/₃₂</td></tr> <tr><td>SLANT DEPTH</td><td>1¹/₂</td></tr> <tr><td>PALLET CONFIGURATION</td><td>6 x 3</td></tr> </table>	DESCRIPTION	8" Round 35 Gauge Take-Out Pan	RIM STYLE	HE	TOP OUT	7 ¹ / ₈	TOP IN	6 ³ / ₄	BOTTOM	7 ²⁵ / ₃₂	SLANT DEPTH	1 ¹ / ₂	PALLET CONFIGURATION	6 x 3	<table border="1"> <tr><td>VERTICAL DEPTH</td><td>1¹/₂</td></tr> <tr><td>VOLUME</td><td>33</td></tr> <tr><td>PACKED PER CARTON</td><td>500</td></tr> <tr><td>WEIGHT PER CAR TON</td><td>19.87</td></tr> <tr><td>CUBIC FEET</td><td>4.03</td></tr> <tr><td>UPC CODE</td><td>0 57351-51750 3</td></tr> </table>	VERTICAL DEPTH	1 ¹ / ₂	VOLUME	33	PACKED PER CARTON	500	WEIGHT PER CAR TON	19.87	CUBIC FEET	4.03	UPC CODE	0 57351-51750 3
DESCRIPTION	8" Round 35 Gauge Take-Out Pan																											
RIM STYLE	HE																											
TOP OUT	7 ¹ / ₈																											
TOP IN	6 ³ / ₄																											
BOTTOM	7 ²⁵ / ₃₂																											
SLANT DEPTH	1 ¹ / ₂																											
PALLET CONFIGURATION	6 x 3																											
VERTICAL DEPTH	1 ¹ / ₂																											
VOLUME	33																											
PACKED PER CARTON	500																											
WEIGHT PER CAR TON	19.87																											
CUBIC FEET	4.03																											
UPC CODE	0 57351-51750 3																											


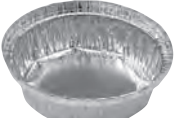







Rounds / Take-Outs

 518235D	DESCRIPTION 7" Shallow Take Out Pan RIM STYLE V.F. TOP OUT 7 $\frac{1}{8}$ " TOP IN 6 $\frac{1}{4}$ " BOTTOM 5 $\frac{1}{4}$ " SLANT DEPTH - PALLET CONFIGURATION	PALLET CONFIGURATION 6 x 3 VERTICAL DEPTH 1 $\frac{1}{16}$ " VOLUME 19 PACKED PER CARTON 500 WEIGHT PER CARTON 15.24 CUBIC FEET 3.23 UPC CODE 0 57351-51831 9	
	 55240F	DESCRIPTION Round Ashtray (Silver) RIM STYLE F.C. TOP OUT 3 $\frac{3}{16}$ " TOP IN 2 $\frac{3}{4}$ " BOTTOM 2 $\frac{1}{32}$ " SLANT DEPTH $\frac{3}{8}$ " PALLET CONFIGURATION 15 x 6	VERTICAL DEPTH - VOLUME - PACKED PER CARTON 1M WEIGHT PER CARTON 5.38 CUBIC FEET .30 UPC CODE 0 57351-55275 7
	 583435D	DESCRIPTION 3-Compartment 8" Round Y Divided Pan RIM STYLE H.E. TOP OUT 8 $\frac{3}{16}$ " TOP IN 7 $\frac{1}{2}$ " BOTTOM 6 $\frac{1}{16}$ " SLANT DEPTH 1 $\frac{1}{16}$ " PALLET CONFIGURATION 5 x 3	VERTICAL DEPTH 1 $\frac{1}{4}$ " VOLUME 18.0 PACKED PER CARTON 500 WEIGHT PER CARTON 19.74 CUBIC FEET 4.96 UPC CODE 0 57351-58331 7
	 583435LR	DESCRIPTION 3 Compartment 8" Round Y Divided Pan w/ Board Lid RIM STYLE H.E. TOP OUT 8 $\frac{3}{16}$ " TOP IN 7 $\frac{1}{2}$ " BOTTOM 6 $\frac{1}{16}$ " SLANT DEPTH 1 $\frac{1}{4}$ " PALLET CONFIGURATION 4 x 6	VERTICAL DEPTH 1 $\frac{1}{16}$ " VOLUME 18.0 PACKED PER CARTON 250 WEIGHT PER CARTON 15.06 CUBIC FEET 2.75 UPC CODE 0 57351-58330 0
	 58318LD	DESCRIPTION 8 $\frac{1}{2}$ " Round Board Lid FITS CONTAINER 583-4 CORNER RADIUS 1 $\frac{3}{16}$ " PACK 500 PALLET CONFIGURATION 20 x 5	WEIGHT PER CASE PER LBS 11.46 CUBIC FEET .46 UPC CODE 0 57351-00517 8


Pot Pies/Ovals

 600130F	DESCRIPTION 4 oz. Utility Cup RIM STYLE V.C. TOP OUT 3 $\frac{3}{4}$ " TOP IN 2 $\frac{5}{16}$ " BOTTOM 2 $\frac{1}{4}$ " SLANT DEPTH 1 $\frac{1}{8}$ " PALLET CONFIGURATION 8 x 4	VERTICAL DEPTH 1 $\frac{1}{32}$ " VOLUME 4.8 PACKED PER CARTON 1000 WEIGHT PER CARTON 8.87 CUBIC FEET 2.17 UPC CODE 0 57351-60030 4	
	 60930F	DESCRIPTION 6" Deep Pie Pan RIM STYLE F.C. TOP OUT 5 $\frac{1}{16}$ " TOP IN 5 $\frac{1}{8}$ " BOTTOM 4" SLANT DEPTH 1 $\frac{3}{16}$ " PALLET CONFIGURATION 5 x 4	VERTICAL DEPTH $\frac{1}{16}$ " VOLUME 9.1 PACKED PER CARTON 1M WEIGHT PER CARTON 13.59 CUBIC FEET 3.24 UPC CODE 0 57351-60930 7


Pot Pies/Ovals


 <p>67824G</p>	<p>DESCRIPTION 8 oz. Pot Pie Pan RIM STYLE F.C. TOP OUT 4¹/₁₆ TOP IN 4¹/₁₆ BOTTOM 3 SLANT DEPTH 1¹/₁₆ PALLET CONFIGURATION 6 x 3</p>	<p>VERTICAL DEPTH 1¹/₁₆ VOLUME 7.7 PACKED PER CARTON 2M WEIGHT PER CAR TON 18.99 CUBIC FEET 2.96 UPC CODE 0 57351-67830 3</p>
 <p>679123F</p>	<p>DESCRIPTION 5" Pot Pie Pan RIM STYLE V.C. TOP OUT 5 TOP IN 4³/₁₆ BOTTOM 3³/₁₆ SLANT DEPTH 1¹/₁₆ PALLET CONFIGURATION 4 x 3</p>	<p>VERTICAL DEPTH 1¹/₁₆ VOLUME 9.6 PACKED PER CARTON 1M WEIGHT PER CAR TON 11.15 CUBIC FEET 2.85 UPC CODE 0 57351-67930 0</p>
 <p>68024H</p>	<p>DESCRIPTION 5" Fruit & Meat Pot Pie Pan RIM STYLE F.C. TOP OUT 5¹/₁₆ TOP IN 4¹/₂ BOTTOM 3 SLANT DEPTH 1¹/₁₆ PALLET CONFIGURATION 4 x 3</p>	<p>VERTICAL DEPTH 1¹/₁₆ VOLUME 4.5 PACKED PER CARTON 2.5M WEIGHT PER CAR TON 24.41 CUBIC FEET 10.48 UPC CODE 0 57351-68030 6</p>
 <p>68120H</p>	<p>DESCRIPTION 7 oz. Pot Pie Pan RIM STYLE F.C. TOP OUT 4¹/₁₆ TOP IN 4³/₁₆ BOTTOM 3 SLANT DEPTH 1¹/₁₆</p>	<p>PALLET CONFIGURATION 4 x 3 VERTICAL DEPTH 1¹/₁₆ VOLUME 6.7 PACKED PER CARTON 2.5M WEIGHT PER CAR TON 19.55 CUBIC FEET 4.61 UPC CODE 0 57351-68130 3</p>
 <p>68224H</p>	<p>DESCRIPTION 5" Fruit & Meat Pot Pie Pan RIM STYLE F.C. TOP OUT 4¹⁵/₁₆ TOP IN 4¹/₄ BOTTOM 3¹/₁₆ SLANT DEPTH 1¹/₁₆ PALLET CONFIGURATION 3 x 4</p>	<p>VERTICAL DEPTH 1¹/₄ VOLUME 7.9 PACKED PER CARTON 2.5M WEIGHT PER CAR TON 24.80 CUBIC FEET 5 UPC CODE 0 57351-68231 7</p>
 <p>68330W</p>	<p>DESCRIPTION Small Oval Pot Pie Pan RIM STYLE F.C. TOP OUT 5¹/₁₆ x 4¹/₁₆ TOP IN 5¹/₁₆ x 4 BOTTOM 4¹/₁₆ x 3¹/₄ SLANT DEPTH 1¹/₂ PALLET CONFIGURATION 6 x 3</p>	<p>VERTICAL DEPTH 1⁵/₁₆ VOLUME 8.0 PACKED PER CARTON 1.8M WEIGHT PER CAR TON 21.55 CUBIC FEET 3.07 UPC CODE 0 57351-68330 7</p>
 <p>68530NLG</p>	<p>DESCRIPTION Large Oval Pot Pie Pan RIM STYLE F.C. TOP OUT 6¹/₂ x 5 TOP IN 6 x 4¹/₂ BOTTOM 5 x 3¹/₂ SLANT DEPTH 1</p>	<p>PALLET CONFIGURATION 6 x 3 VERTICAL DEPTH 1¹/₁₆ VOLUME 8.9 PACKED PER CARTON 2M WEIGHT PER CAR TON 26.48 CUBIC FEET 4.05 UPC CODE 0 57351-68530 1</p>
 <p>68730Z</p>	<p>DESCRIPTION Deep Pot Pie Pan RIM STYLE F.C. TOP OUT 5²³/₃₂ TOP IN 4³/₃₂ BOTTOM 3¹/₄ SLANT DEPTH 1²³/₃₂ PALLET CONFIGURATION 5 x 4</p>	<p>VERTICAL DEPTH 1¹/₁₆ VOLUME 12.1 PACKED PER CARTON 1.7M WEIGHT PER CAR TON 21.5 CUBIC FEET 4.4 UPC CODE 0 57351-68730 5</p>
 <p>68864A</p>	<p>DESCRIPTION Large Oval Roaster w/ Ribbed Bottom RIM STYLE F.C. TOP OUT 18¹/₂ x 13¹/₂ TOP IN 17¹/₄ x 12¹/₂ BOTTOM 15¹/₂ x 10¹/₂ SLANT DEPTH 3¹/₂ PALLET CONFIGURATION 4 x 6</p>	<p>VERTICAL DEPTH 3¹/₂ VOLUME 264.0 PACKED PER CARTON 50 WEIGHT PER CAR TON 14.23 CUBIC FEET 2.77 UPC CODE 0 57351-68830 2</p>


Pot Pies/Ovals

	DESCRIPTION		VERTICAL DEPTH	1 $\frac{1}{16}$
	RIM STYLE	F.C.	VOLUME	6.8
	TOP OUT	4 $\frac{23}{32}$	PACKED PER CARTON	11000
	TOP IN	4 $\frac{1}{32}$	WEIGHT PER CAR TON	86.99
	BOTTOM	2 $\frac{31}{32}$	CUBIC FEET	19.33
	SLANT DEPTH	1 $\frac{1}{2}$	UPC CODE	0 57351-68930 9
	PALLET CONFIGURATION	1 x 3		
	68920Q			


Specialty Bakery


	DESCRIPTION	10" Angel Food Pan No hole	VERTICAL DEPTH	2 $\frac{1}{2}$
	RIM STYLE	F.C.	VOLUME	74
	TOP OUT	10	PACKED PER CARTON	250
	TOP IN	9 $\frac{1}{2}$	WEIGHT PER CARTON	21
	BOTTOM	7 $\frac{1}{16}$	CUBIC FEET	3.98
	SLANT DEPTH	3	UPC CODE	0 57351-71032 4
	PALLET CONFIGURATION	4 x 4		
	71040R			


	DESCRIPTION	4 Cavity Muffin Pan	VERTICAL DEPTH	1 $\frac{1}{2}$
	RIM STYLE	F.C.	VOLUME	5.2/Cup
	TOP OUT	8 $\frac{3}{8}$ x 8 $\frac{3}{8}$	PACKED PER CARTON	250
	TOP IN	7 x 7	WEIGHT PER CARTON	16.0
	BOTTOM	6 $\frac{1}{2}$ x 6 $\frac{1}{2}$	CUBIC FEET	3.31
	SLANT DEPTH	1 $\frac{1}{16}$	UPC CODE	0 57351-74031 4
	PALLET CONFIGURATION	5 x 5		
	74035R			

	DESCRIPTION	6 Cavity Muffin Pan	VERTICAL DEPTH	1 $\frac{1}{2}$
	RIM STYLE	F.C.	VOLUME	3.2/Cup
	TOP OUT	9 $\frac{1}{16}$ x 6 $\frac{1}{2}$	PACKED PER CARTON	500
	TOP IN	9 $\frac{1}{16}$ x 6	WEIGHT PER CARTON	24
	BOTTOM	8 $\frac{1}{2}$ x 5 $\frac{1}{2}$	CUBIC FEET	4.07
	SLANT DEPTH	1 $\frac{1}{16}$	UPC CODE	0 5735176031 2
	PALLET CONFIGURATION	4 x 4		
	76030D			










8" Pie Pans

	DESCRIPTION	8" Medium Depth Pie Pan	VERTICAL DEPTH	1 $\frac{5}{16}$
	RIM STYLE	F.C.	VOLUME	15.9
	TOP OUT	7 $\frac{1}{16}$	PACKED PER CARTON	1M
	TOP IN	7 $\frac{1}{2}$	WEIGHT PER CAR TON	24.38
	BOTTOM	5 $\frac{1}{2}$	CUBIC FEET	4.27
	SLANT DEPTH	1 $\frac{1}{16}$	UPC CODE	0 57351-80830 4
	PALLET CONFIGURATION	5 x 3		
	80835F			










	DESCRIPTION	8" X-Deep Pie Pan	VERTICAL DEPTH	1 $\frac{1}{32}$
	RIM STYLE	F.C.	VOLUME	18.9
	TOP OUT	7 $\frac{29}{32}$	PACKED PER CARTON	1M
	TOP IN	7	WEIGHT PER CAR TON	27.35
	BOTTOM	5 $\frac{1}{2}$	CUBIC FEET	4.34
	SLANT DEPTH	1 $\frac{1}{8}$	UPC CODE	0 57351-81130 4
	PALLET CONFIGURATION	5 x 3		
	81135F			

	DESCRIPTION	8" Medium Depth Pie Pan	VERTICAL DEPTH	$\frac{3}{4}$
	RIM STYLE	F.C.	VOLUME	13.5
	TOP OUT	7 $\frac{1}{2}$	PACKED PER CARTON	500
	TOP IN	7 $\frac{1}{16}$	WEIGHT PER CAR TON	10.84
	BOTTOM	5 $\frac{3}{16}$	CUBIC FEET	1.96
	SLANT DEPTH	1	UPC CODE	0 57351-81430 5
	PALLET CONFIGURATION	6 x 5		
	81430D			


8" Pie Pans

	DESCRIPTION	8" Medium Depth Pie Pan	VERTICAL DEPTH	$\frac{3}{4}$
	RIM STYLE	F.C.	VOLUME	13.5
	TOP OUT	$7\frac{3}{32}$	PACKED PER CARTON	500
	TOP IN	$7\frac{1}{16}$	WEIGHT PER CAR TON	12.54
	BOTTOM	$5\frac{1}{16}$	CUBIC FEET	1.96
	SLANT DEPTH	1	UPC CODE	0 57351-81450 3
	PALLET CONFIGURATION	6 x 5		
	81435D			
	DESCRIPTION	8" Medium Depth Perf. Pie Pan	VERTICAL DEPTH	$\frac{3}{4}$
	RIM STYLE	F.C.	VOLUME	13.5
	TOP OUT	$7\frac{3}{32}$	PACKED PER CARTON	500
	TOP IN	$7\frac{1}{16}$	WEIGHT PER CAR TON	12.54
	BOTTOM	$5\frac{1}{16}$	CUBIC FEET	1.96
	SLANT DEPTH	1	UPC CODE	0 57351-81454 1
	PALLET CONFIGURATION	6 x 5		
	81435PFD			
	DESCRIPTION	8" Medium Depth Pie Pan	VERTICAL DEPTH	1
	RIM STYLE	F.C.	VOLUME	15.4
	TOP OUT	$7\frac{3}{32}$	PACKED PER CARTON	1000
	TOP IN	$7\frac{1}{16}$	WEIGHT PER CAR TON	21.45
	BOTTOM	$4\frac{1}{4}$	CUBIC FEET	3.74
	SLANT DEPTH	$1\frac{1}{2}$	UPC CODE	0 57351-81630 9
	PALLET CONFIGURATION	5 x 4		
	81630F			
	DESCRIPTION	8" Shallow Pie Pan	VERTICAL DEPTH	$\frac{25}{32}$
	RIM STYLE	F.C.	VOLUME	13.9
	TOP OUT	8	PACKED PER CARTON	1M
	TOP IN	$7\frac{1}{32}$	WEIGHT PER CAR TON	22.97
	BOTTOM	$5\frac{1}{4}$	CUBIC FEET	4.71
	SLANT DEPTH	$1\frac{1}{16}$	UPC CODE	0 57351-81831 0
	PALLET CONFIGURATION	5 x 3		
	81830F			
	DESCRIPTION	8" Shallow Pie Pan	VERTICAL DEPTH	$\frac{25}{32}$
	RIM STYLE	F.C.	VOLUME	13.9
	TOP OUT	8	PACKED PER CARTON	1M
	TOP IN	$7\frac{1}{32}$	WEIGHT PER CAR TON	27.10
	BOTTOM	$5\frac{1}{4}$	CUBIC FEET	4.71
	SLANT DEPTH	$1\frac{1}{16}$	UPC CODE	0 57351-81850 1
	PALLET CONFIGURATION	5 x 3		
	81835F			
	DESCRIPTION	8" Deep Pie Pan	VERTICAL DEPTH	$\frac{15}{16}$
	RIM STYLE	F.C.	VOLUME	15.9
	TOP OUT	8	PACKED PER CARTON	1M
	TOP IN	$7\frac{1}{16}$	WEIGHT PER CAR TON	25.13
	BOTTOM	$5\frac{1}{16}$	CUBIC FEET	3.87
	SLANT DEPTH	$1\frac{1}{8}$	UPC CODE	0 57351-82530 1
	PALLET CONFIGURATION	5 x 4		
	82535F			
	DESCRIPTION	8" Shallow Waffle Bottom Pie Pan	VERTICAL DEPTH	$\frac{13}{16}$
	RIM STYLE	F.C.	VOLUME	15.6
	TOP OUT	8	PACKED PER CARTON	500
	TOP IN	$7\frac{1}{4}$	WEIGHT PER CAR TON	12.08
	BOTTOM	$5\frac{1}{16}$	CUBIC FEET	2.14
	SLANT DEPTH	$1\frac{1}{32}$	UPC CODE	0 57351-86330 3
	PALLET CONFIGURATION	6 x 5		
	86330D			
	DESCRIPTION	8" Shallow Waffle Bottom Pie Pan	VERTICAL DEPTH	$\frac{1}{16}$
	RIM STYLE	F.C.	VOLUME	15.6
	TOP OUT	8	PACKED PER CARTON	1M
	TOP IN	$7\frac{1}{4}$	WEIGHT PER CAR TON	26.70
	BOTTOM	$5\frac{1}{16}$	CUBIC FEET	2.14
	SLANT DEPTH	$1\frac{1}{32}$	UPC CODE	0 57351-86350 1
	PALLET CONFIGURATION	5 x 4		
	86335F			
	DESCRIPTION	8" Shallow Waffle Bottom Pie Pan	VERTICAL DEPTH	1.03
	RIM STYLE	F.C.	VOLUME	18.25
	TOP OUT	$7\frac{1}{16}$	PACKED PER CARTON	1000
	TOP IN	7	WEIGHT PER CAR TON	24.21
	BOTTOM	5	CUBIC FEET	4.14
	SLANT DEPTH	1.45	UPC CODE	0 57351-86635 9
	PALLET CONFIGURATION	5 x 4		
	86535F			


9" Pie Pans

 <p>90235D</p>	<table border="1"> <tr><td>DESCRIPTION</td><td>9" Shallow Pie Pan</td></tr> <tr><td>RIM STYLE</td><td>F.C.</td></tr> <tr><td>TOP OUT</td><td>8$\frac{1}{2}$</td></tr> <tr><td>TOP IN</td><td>8$\frac{3}{16}$</td></tr> <tr><td>BOTTOM</td><td>6$\frac{1}{16}$</td></tr> <tr><td>SLANT DEPTH</td><td>1$\frac{1}{2}$</td></tr> <tr><td>PALLET CONFIGURATION</td><td>4 x 5</td></tr> </table>	DESCRIPTION	9" Shallow Pie Pan	RIM STYLE	F.C.	TOP OUT	8 $\frac{1}{2}$	TOP IN	8 $\frac{3}{16}$	BOTTOM	6 $\frac{1}{16}$	SLANT DEPTH	1 $\frac{1}{2}$	PALLET CONFIGURATION	4 x 5	<table border="1"> <tr><td>VERTICAL DEPTH</td><td>$\frac{29}{32}$</td></tr> <tr><td>VOLUME</td><td>21.1</td></tr> <tr><td>PACKED PER CARTON</td><td>500</td></tr> <tr><td>WEIGHT PER CAR TON</td><td>15.8</td></tr> <tr><td>CUBIC FEET</td><td>3.07</td></tr> <tr><td>UPC CODE</td><td>0 57351-90250 7</td></tr> </table>	VERTICAL DEPTH	$\frac{29}{32}$	VOLUME	21.1	PACKED PER CARTON	500	WEIGHT PER CAR TON	15.8	CUBIC FEET	3.07	UPC CODE	0 57351-90250 7
DESCRIPTION	9" Shallow Pie Pan																											
RIM STYLE	F.C.																											
TOP OUT	8 $\frac{1}{2}$																											
TOP IN	8 $\frac{3}{16}$																											
BOTTOM	6 $\frac{1}{16}$																											
SLANT DEPTH	1 $\frac{1}{2}$																											
PALLET CONFIGURATION	4 x 5																											
VERTICAL DEPTH	$\frac{29}{32}$																											
VOLUME	21.1																											
PACKED PER CARTON	500																											
WEIGHT PER CAR TON	15.8																											
CUBIC FEET	3.07																											
UPC CODE	0 57351-90250 7																											
 <p>90330D</p>	<table border="1"> <tr><td>DESCRIPTION</td><td>9" Shallow Pie Pan</td></tr> <tr><td>RIM STYLE</td><td>F.C.</td></tr> <tr><td>TOP OUT</td><td>8$\frac{1}{2}$</td></tr> <tr><td>TOP IN</td><td>8$\frac{1}{4}$</td></tr> <tr><td>BOTTOM</td><td>6$\frac{1}{8}$</td></tr> <tr><td>SLANT DEPTH</td><td>1</td></tr> <tr><td>PALLET CONFIGURATION</td><td>4 x 6</td></tr> </table>	DESCRIPTION	9" Shallow Pie Pan	RIM STYLE	F.C.	TOP OUT	8 $\frac{1}{2}$	TOP IN	8 $\frac{1}{4}$	BOTTOM	6 $\frac{1}{8}$	SLANT DEPTH	1	PALLET CONFIGURATION	4 x 6	<table border="1"> <tr><td>VERTICAL DEPTH</td><td>$\frac{29}{32}$</td></tr> <tr><td>VOLUME</td><td>19.2</td></tr> <tr><td>PACKED PER CARTON</td><td>500</td></tr> <tr><td>WEIGHT PER CAR TON</td><td>13.43</td></tr> <tr><td>CUBIC FEET</td><td>2.14</td></tr> <tr><td>UPC CODE</td><td>0 57351-90330 6</td></tr> </table>	VERTICAL DEPTH	$\frac{29}{32}$	VOLUME	19.2	PACKED PER CARTON	500	WEIGHT PER CAR TON	13.43	CUBIC FEET	2.14	UPC CODE	0 57351-90330 6
DESCRIPTION	9" Shallow Pie Pan																											
RIM STYLE	F.C.																											
TOP OUT	8 $\frac{1}{2}$																											
TOP IN	8 $\frac{1}{4}$																											
BOTTOM	6 $\frac{1}{8}$																											
SLANT DEPTH	1																											
PALLET CONFIGURATION	4 x 6																											
VERTICAL DEPTH	$\frac{29}{32}$																											
VOLUME	19.2																											
PACKED PER CARTON	500																											
WEIGHT PER CAR TON	13.43																											
CUBIC FEET	2.14																											
UPC CODE	0 57351-90330 6																											
 <p>90335D</p>	<table border="1"> <tr><td>DESCRIPTION</td><td>9" Shallow Pie Pan</td></tr> <tr><td>RIM STYLE</td><td>F.C.</td></tr> <tr><td>TOP OUT</td><td>8$\frac{1}{2}$</td></tr> <tr><td>TOP IN</td><td>8$\frac{1}{4}$</td></tr> <tr><td>BOTTOM</td><td>6$\frac{1}{8}$</td></tr> <tr><td>SLANT DEPTH</td><td>1</td></tr> <tr><td>PALLET CONFIGURATION</td><td>4 x 6</td></tr> </table>	DESCRIPTION	9" Shallow Pie Pan	RIM STYLE	F.C.	TOP OUT	8 $\frac{1}{2}$	TOP IN	8 $\frac{1}{4}$	BOTTOM	6 $\frac{1}{8}$	SLANT DEPTH	1	PALLET CONFIGURATION	4 x 6	<table border="1"> <tr><td>VERTICAL DEPTH</td><td>$\frac{29}{32}$</td></tr> <tr><td>VOLUME</td><td>19.2</td></tr> <tr><td>PACKED PER CARTON</td><td>500</td></tr> <tr><td>WEIGHT PER CAR TON</td><td>13.43</td></tr> <tr><td>CUBIC FEET</td><td>2.14</td></tr> <tr><td>UPC CODE</td><td>0 57351-90350 4</td></tr> </table>	VERTICAL DEPTH	$\frac{29}{32}$	VOLUME	19.2	PACKED PER CARTON	500	WEIGHT PER CAR TON	13.43	CUBIC FEET	2.14	UPC CODE	0 57351-90350 4
DESCRIPTION	9" Shallow Pie Pan																											
RIM STYLE	F.C.																											
TOP OUT	8 $\frac{1}{2}$																											
TOP IN	8 $\frac{1}{4}$																											
BOTTOM	6 $\frac{1}{8}$																											
SLANT DEPTH	1																											
PALLET CONFIGURATION	4 x 6																											
VERTICAL DEPTH	$\frac{29}{32}$																											
VOLUME	19.2																											
PACKED PER CARTON	500																											
WEIGHT PER CAR TON	13.43																											
CUBIC FEET	2.14																											
UPC CODE	0 57351-90350 4																											
 <p>90430D</p>	<table border="1"> <tr><td>DESCRIPTION</td><td>9" Medium Pie Pan</td></tr> <tr><td>RIM STYLE</td><td>F.C.</td></tr> <tr><td>TOP OUT</td><td>8$\frac{15}{16}$</td></tr> <tr><td>TOP IN</td><td>8</td></tr> <tr><td>BOTTOM</td><td>6$\frac{1}{8}$</td></tr> <tr><td>SLANT DEPTH</td><td>1$\frac{1}{4}$</td></tr> <tr><td>PALLET CONFIGURATION</td><td>6 x 6</td></tr> </table>	DESCRIPTION	9" Medium Pie Pan	RIM STYLE	F.C.	TOP OUT	8 $\frac{15}{16}$	TOP IN	8	BOTTOM	6 $\frac{1}{8}$	SLANT DEPTH	1 $\frac{1}{4}$	PALLET CONFIGURATION	6 x 6	<table border="1"> <tr><td>VERTICAL DEPTH</td><td>$\frac{15}{16}$</td></tr> <tr><td>VOLUME</td><td>21.1</td></tr> <tr><td>PACKED PER CARTON</td><td>500</td></tr> <tr><td>WEIGHT PER CAR TON</td><td>13.52</td></tr> <tr><td>CUBIC FEET</td><td>3.14</td></tr> <tr><td>UPC CODE</td><td>0 57351-90430 3</td></tr> </table>	VERTICAL DEPTH	$\frac{15}{16}$	VOLUME	21.1	PACKED PER CARTON	500	WEIGHT PER CAR TON	13.52	CUBIC FEET	3.14	UPC CODE	0 57351-90430 3
DESCRIPTION	9" Medium Pie Pan																											
RIM STYLE	F.C.																											
TOP OUT	8 $\frac{15}{16}$																											
TOP IN	8																											
BOTTOM	6 $\frac{1}{8}$																											
SLANT DEPTH	1 $\frac{1}{4}$																											
PALLET CONFIGURATION	6 x 6																											
VERTICAL DEPTH	$\frac{15}{16}$																											
VOLUME	21.1																											
PACKED PER CARTON	500																											
WEIGHT PER CAR TON	13.52																											
CUBIC FEET	3.14																											
UPC CODE	0 57351-90430 3																											
 <p>90435D</p>	<table border="1"> <tr><td>DESCRIPTION</td><td>9" Medium Pie Pan</td></tr> <tr><td>RIM STYLE</td><td>F.C.</td></tr> <tr><td>TOP OUT</td><td>8$\frac{15}{16}$</td></tr> <tr><td>TOP IN</td><td>8</td></tr> <tr><td>BOTTOM</td><td>6$\frac{1}{8}$</td></tr> <tr><td>SLANT DEPTH</td><td>1$\frac{1}{4}$</td></tr> <tr><td>PALLET CONFIGURATION</td><td>4 x 5</td></tr> </table>	DESCRIPTION	9" Medium Pie Pan	RIM STYLE	F.C.	TOP OUT	8 $\frac{15}{16}$	TOP IN	8	BOTTOM	6 $\frac{1}{8}$	SLANT DEPTH	1 $\frac{1}{4}$	PALLET CONFIGURATION	4 x 5	<table border="1"> <tr><td>VERTICAL DEPTH</td><td>$\frac{15}{16}$</td></tr> <tr><td>VOLUME</td><td>21.1</td></tr> <tr><td>PACKED PER CARTON</td><td>500</td></tr> <tr><td>WEIGHT PER CAR TON</td><td>15.72</td></tr> <tr><td>CUBIC FEET</td><td>3.14</td></tr> <tr><td>UPC CODE</td><td>0 57351-90452 5</td></tr> </table>	VERTICAL DEPTH	$\frac{15}{16}$	VOLUME	21.1	PACKED PER CARTON	500	WEIGHT PER CAR TON	15.72	CUBIC FEET	3.14	UPC CODE	0 57351-90452 5
DESCRIPTION	9" Medium Pie Pan																											
RIM STYLE	F.C.																											
TOP OUT	8 $\frac{15}{16}$																											
TOP IN	8																											
BOTTOM	6 $\frac{1}{8}$																											
SLANT DEPTH	1 $\frac{1}{4}$																											
PALLET CONFIGURATION	4 x 5																											
VERTICAL DEPTH	$\frac{15}{16}$																											
VOLUME	21.1																											
PACKED PER CARTON	500																											
WEIGHT PER CAR TON	15.72																											
CUBIC FEET	3.14																											
UPC CODE	0 57351-90452 5																											
 <p>92030D</p>	<table border="1"> <tr><td>DESCRIPTION</td><td>9" Shallow Pie Pan</td></tr> <tr><td>RIM STYLE</td><td>F.C.</td></tr> <tr><td>TOP OUT</td><td>8$\frac{3}{32}$</td></tr> <tr><td>TOP IN</td><td>8$\frac{1}{8}$</td></tr> <tr><td>BOTTOM</td><td>6$\frac{13}{16}$</td></tr> <tr><td>SLANT DEPTH</td><td>1</td></tr> <tr><td>PALLET CONFIGURATION</td><td>4 x 4</td></tr> </table>	DESCRIPTION	9" Shallow Pie Pan	RIM STYLE	F.C.	TOP OUT	8 $\frac{3}{32}$	TOP IN	8 $\frac{1}{8}$	BOTTOM	6 $\frac{13}{16}$	SLANT DEPTH	1	PALLET CONFIGURATION	4 x 4	<table border="1"> <tr><td>VERTICAL DEPTH</td><td>$\frac{29}{32}$</td></tr> <tr><td>VOLUME</td><td>19.2</td></tr> <tr><td>PACKED PER CARTON</td><td>500</td></tr> <tr><td>WEIGHT PER CAR TON</td><td>13.01</td></tr> <tr><td>CUBIC FEET</td><td>3.14</td></tr> <tr><td>UPC CODE</td><td>0 57351-92030 3</td></tr> </table>	VERTICAL DEPTH	$\frac{29}{32}$	VOLUME	19.2	PACKED PER CARTON	500	WEIGHT PER CAR TON	13.01	CUBIC FEET	3.14	UPC CODE	0 57351-92030 3
DESCRIPTION	9" Shallow Pie Pan																											
RIM STYLE	F.C.																											
TOP OUT	8 $\frac{3}{32}$																											
TOP IN	8 $\frac{1}{8}$																											
BOTTOM	6 $\frac{13}{16}$																											
SLANT DEPTH	1																											
PALLET CONFIGURATION	4 x 4																											
VERTICAL DEPTH	$\frac{29}{32}$																											
VOLUME	19.2																											
PACKED PER CARTON	500																											
WEIGHT PER CAR TON	13.01																											
CUBIC FEET	3.14																											
UPC CODE	0 57351-92030 3																											
 <p>96330D</p>	<table border="1"> <tr><td>DESCRIPTION</td><td>9" Shallow Pie Pan</td></tr> <tr><td>RIM STYLE</td><td>F.C.</td></tr> <tr><td>TOP OUT</td><td>8$\frac{5}{64}$</td></tr> <tr><td>TOP IN</td><td>8$\frac{3}{16}$</td></tr> <tr><td>BOTTOM</td><td>6$\frac{11}{16}$</td></tr> <tr><td>SLANT DEPTH</td><td>1$\frac{1}{16}$</td></tr> <tr><td>PALLET CONFIGURATION</td><td>4 x 4</td></tr> </table>	DESCRIPTION	9" Shallow Pie Pan	RIM STYLE	F.C.	TOP OUT	8 $\frac{5}{64}$	TOP IN	8 $\frac{3}{16}$	BOTTOM	6 $\frac{11}{16}$	SLANT DEPTH	1 $\frac{1}{16}$	PALLET CONFIGURATION	4 x 4	<table border="1"> <tr><td>VERTICAL DEPTH</td><td>$\frac{15}{16}$</td></tr> <tr><td>VOLUME</td><td>23.2</td></tr> <tr><td>PACKED PER CARTON</td><td>500</td></tr> <tr><td>WEIGHT PER CAR TON</td><td>15.05</td></tr> <tr><td>CUBIC FEET</td><td>3.14</td></tr> <tr><td>UPC CODE</td><td>0 57351-96332 4</td></tr> </table>	VERTICAL DEPTH	$\frac{15}{16}$	VOLUME	23.2	PACKED PER CARTON	500	WEIGHT PER CAR TON	15.05	CUBIC FEET	3.14	UPC CODE	0 57351-96332 4
DESCRIPTION	9" Shallow Pie Pan																											
RIM STYLE	F.C.																											
TOP OUT	8 $\frac{5}{64}$																											
TOP IN	8 $\frac{3}{16}$																											
BOTTOM	6 $\frac{11}{16}$																											
SLANT DEPTH	1 $\frac{1}{16}$																											
PALLET CONFIGURATION	4 x 4																											
VERTICAL DEPTH	$\frac{15}{16}$																											
VOLUME	23.2																											
PACKED PER CARTON	500																											
WEIGHT PER CAR TON	15.05																											
CUBIC FEET	3.14																											
UPC CODE	0 57351-96332 4																											
 <p>96740D</p>	<table border="1"> <tr><td>DESCRIPTION</td><td>9" Deep Waffle Bottom Pie Pan</td></tr> <tr><td>RIM STYLE</td><td>F.C.</td></tr> <tr><td>TOP OUT</td><td>9</td></tr> <tr><td>TOP IN</td><td>8$\frac{3}{32}$</td></tr> <tr><td>BOTTOM</td><td>6$\frac{1}{8}$</td></tr> <tr><td>SLANT DEPTH</td><td>1$\frac{1}{8}$</td></tr> <tr><td>PALLET CONFIGURATION</td><td>4 x 4</td></tr> </table>	DESCRIPTION	9" Deep Waffle Bottom Pie Pan	RIM STYLE	F.C.	TOP OUT	9	TOP IN	8 $\frac{3}{32}$	BOTTOM	6 $\frac{1}{8}$	SLANT DEPTH	1 $\frac{1}{8}$	PALLET CONFIGURATION	4 x 4	<table border="1"> <tr><td>VERTICAL DEPTH</td><td>$\frac{15}{16}$</td></tr> <tr><td>VOLUME</td><td>27</td></tr> <tr><td>PACKED PER CARTON</td><td>500</td></tr> <tr><td>WEIGHT PER CAR TON</td><td>20.05</td></tr> <tr><td>CUBIC FEET</td><td>3.14</td></tr> <tr><td>UPC CODE</td><td>0 57351-96775 9</td></tr> </table>	VERTICAL DEPTH	$\frac{15}{16}$	VOLUME	27	PACKED PER CARTON	500	WEIGHT PER CAR TON	20.05	CUBIC FEET	3.14	UPC CODE	0 57351-96775 9
DESCRIPTION	9" Deep Waffle Bottom Pie Pan																											
RIM STYLE	F.C.																											
TOP OUT	9																											
TOP IN	8 $\frac{3}{32}$																											
BOTTOM	6 $\frac{1}{8}$																											
SLANT DEPTH	1 $\frac{1}{8}$																											
PALLET CONFIGURATION	4 x 4																											
VERTICAL DEPTH	$\frac{15}{16}$																											
VOLUME	27																											
PACKED PER CARTON	500																											
WEIGHT PER CAR TON	20.05																											
CUBIC FEET	3.14																											
UPC CODE	0 57351-96775 9																											
 <p>96740PFD</p>	<table border="1"> <tr><td>DESCRIPTION</td><td>9" Deep Waffle Bottom Pie Pan w/ Pin Hole Per fs.</td></tr> <tr><td>RIM STYLE</td><td>F.C.</td></tr> <tr><td>TOP OUT</td><td>9</td></tr> <tr><td>TOP IN</td><td>8$\frac{3}{32}$</td></tr> <tr><td>BOTTOM</td><td>6$\frac{1}{8}$</td></tr> <tr><td>SLANT DEPTH</td><td>1$\frac{1}{8}$</td></tr> <tr><td>PALLET CONFIGURATION</td><td>4 x 4</td></tr> </table>	DESCRIPTION	9" Deep Waffle Bottom Pie Pan w/ Pin Hole Per fs.	RIM STYLE	F.C.	TOP OUT	9	TOP IN	8 $\frac{3}{32}$	BOTTOM	6 $\frac{1}{8}$	SLANT DEPTH	1 $\frac{1}{8}$	PALLET CONFIGURATION	4 x 4	<table border="1"> <tr><td>VERTICAL DEPTH</td><td>$\frac{15}{16}$</td></tr> <tr><td>VOLUME</td><td>27</td></tr> <tr><td>PACKED PER CARTON</td><td>500</td></tr> <tr><td>WEIGHT PER CAR TON</td><td>20.05</td></tr> <tr><td>CUBIC FEET</td><td>3.14</td></tr> <tr><td>UPC CODE</td><td>0 57351-96776 6</td></tr> </table>	VERTICAL DEPTH	$\frac{15}{16}$	VOLUME	27	PACKED PER CARTON	500	WEIGHT PER CAR TON	20.05	CUBIC FEET	3.14	UPC CODE	0 57351-96776 6
DESCRIPTION	9" Deep Waffle Bottom Pie Pan w/ Pin Hole Per fs.																											
RIM STYLE	F.C.																											
TOP OUT	9																											
TOP IN	8 $\frac{3}{32}$																											
BOTTOM	6 $\frac{1}{8}$																											
SLANT DEPTH	1 $\frac{1}{8}$																											
PALLET CONFIGURATION	4 x 4																											
VERTICAL DEPTH	$\frac{15}{16}$																											
VOLUME	27																											
PACKED PER CARTON	500																											
WEIGHT PER CAR TON	20.05																											
CUBIC FEET	3.14																											
UPC CODE	0 57351-96776 6																											


9" Pie Pans

 96840D	DESCRIPTION	9" X-Deep Waffle Bottom Pie Pan	VERTICAL DEPTH	1 $\frac{1}{32}$
	RIM STYLE	F.C.	VOLUME	27.9
	TOP OUT	9	PACKED PER CARTON	500
	TOP IN	8 $\frac{5}{32}$	WEIGHT PER CAR TON	20.05
	BOTTOM	6 $\frac{15}{32}$	CUBIC FEET	3.09
	SLANT DEPTH	1 $\frac{1}{2}$	UPC CODE	0 57351-96830 5
	PALLET CONFIGURATION	4 x 4		
	DESCRIPTION	9" X-Deep Waffle Bottom Perf. Pie Pan	VERTICAL DEPTH	1 $\frac{1}{32}$
	RIM STYLE	F.C.	VOLUME	27.9
	TOP OUT	9	PACKED PER CARTON	500
TOP IN	8 $\frac{5}{32}$	WEIGHT PER CAR TON	20.05	
BOTTOM	6 $\frac{15}{32}$	CUBIC FEET	3.09	
SLANT DEPTH	1 $\frac{1}{2}$	UPC CODE	0 57351-96831 2	
PALLET CONFIGURATION	4 x 4			


10" Pie Pans


 102040D	DESCRIPTION	10" Deep Pie Pan	VERTICAL DEPTH	1 $\frac{3}{16}$
	RIM STYLE	F.C.	VOLUME	25.0
	TOP OUT	9 $\frac{5}{8}$	PACKED PER CARTON	500
	TOP IN	9	WEIGHT PER CAR TON	19.92
	BOTTOM	7 $\frac{1}{16}$	CUBIC FEET	2.68
	SLANT DEPTH	1 $\frac{1}{16}$	UPC CODE	0 57351-02030 0
	PALLET CONFIGURATION	4 x 5		
	DESCRIPTION	10" X-Deep Pie Pan	VERTICAL DEPTH	1 $\frac{1}{32}$
	RIM STYLE	F.C.	VOLUME	29.3
	TOP OUT	9 $\frac{5}{8}$	PACKED PER CARTON	500
TOP IN	8 $\frac{3}{4}$	WEIGHT PER CAR TON	23.42	
BOTTOM	7	CUBIC FEET	3.88	
SLANT DEPTH	1 $\frac{11}{32}$	UPC CODE	0 57351-02250 2	
PALLET CONFIGURATION	4 x 5			
DESCRIPTION	10" X-Deep Pie Pan	VERTICAL DEPTH	1 $\frac{1}{4}$	
RIM STYLE	F.C.	VOLUME	32.7	
TOP OUT	9 $\frac{1}{2}$	PACKED PER CARTON	500	
TOP IN	8 $\frac{5}{8}$	WEIGHT PER CAR TON	20.4	
BOTTOM	6 $\frac{23}{32}$	CUBIC FEET	3.15	
SLANT DEPTH	1 $\frac{1}{2}$	UPC CODE	0 57351-02350 9	
PALLET CONFIGURATION	4 x 5			
DESCRIPTION	10" Deep Pie Pan	VERTICAL DEPTH	1	
RIM STYLE	F.C.	VOLUME	32.7	
TOP OUT	9 $\frac{1}{16}$	PACKED PER CARTON	500	
TOP IN	8 $\frac{5}{8}$	WEIGHT PER CAR TON	20.4	
BOTTOM	7 $\frac{1}{32}$	CUBIC FEET	3.15	
SLANT DEPTH	1 $\frac{1}{8}$	UPC CODE	0 57351-02550 3	
PALLET CONFIGURATION	4 x 5			
DESCRIPTION	10" X-Shallow Pie Pan	VERTICAL DEPTH	1 $\frac{1}{8}$	
RIM STYLE	F.C.	VOLUME	29.3	
TOP OUT	9 $\frac{5}{8}$	PACKED PER CARTON	500	
TOP IN	8 $\frac{5}{8}$	WEIGHT PER CAR TON	23.08	
BOTTOM	8 $\frac{1}{8}$	CUBIC FEET	3.88	
SLANT DEPTH	$\frac{3}{8}$	UPC CODE	0 57351-06830 2	
PALLET CONFIGURATION	4 x 3			
DESCRIPTION	10" X-Shallow Perf. Pie Pan	VERTICAL DEPTH	1 $\frac{1}{8}$	
RIM STYLE	F.C.	VOLUME	29.3	
TOP OUT	9 $\frac{5}{8}$	PACKED PER CARTON	500	
TOP IN	8 $\frac{5}{8}$	WEIGHT PER CAR TON	23.08	
BOTTOM	8 $\frac{1}{8}$	CUBIC FEET	3.88	
SLANT DEPTH	$\frac{3}{8}$	UPC CODE	0 57351-06831 9	
PALLET CONFIGURATION	4 x 3			


11" Pie Pans

	DESCRIPTION	11" Pie Pan	VERTICAL DEPTH	1.44
	RIM STYLE	F.C.	VOLUME	56.50
	TOP OUT	10.57	PACKED PER CARTON	250
	TOP IN	9.6	WEIGHT PER CAR TON	41
	BOTTOM	7.58	CUBIC FEET	1.8
	SLANT DEPTH	1 $\frac{1}{2}$	UPC CODE	0 05735-11683 5
	PALLET CONFIGURATION	6 x 4		
	116850R			


12" Pie Pans


	DESCRIPTION	12" Pie Pan	VERTICAL DEPTH	1.31
	RIM STYLE	F.C.	VOLUME	49.5
	TOP OUT	11.8	PACKED PER CARTON	250
	TOP IN	10.97	WEIGHT PER CAR TON	25
	BOTTOM	9	CUBIC FEET	2.77
	SLANT DEPTH	1 $\frac{1}{2}$	UPC CODE	0 05735-12683 4
	PALLET CONFIGURATION	4 x 6		
	126850R			


	DESCRIPTION	12" Perf. Pie Pan	VERTICAL DEPTH	1.31
	RIM STYLE	F.C.	VOLUME	49.5
	TOP OUT	11.8	PACKED PER CARTON	250
	TOP IN	10.97	WEIGHT PER CAR TON	25
	BOTTOM	9	CUBIC FEET	2.77
	SLANT DEPTH	1 $\frac{1}{2}$	UPC CODE	0 57351-26831 3
	PALLET CONFIGURATION	4 x 6		
	126850PFR			

	DESCRIPTION	12" Flan Pan	VERTICAL DEPTH	7/8
	RIM STYLE	F.C.	VOLUME	53
	TOP OUT	12 $\frac{1}{2}$	PACKED PER CARTON	250
	TOP IN	11 $\frac{1}{2}$	WEIGHT PER CAR TON	19.25
	BOTTOM	10 $\frac{5}{16}$	CUBIC FEET	3.8
	SLANT DEPTH	1 $\frac{1}{16}$	UPC CODE	0 57351-20331 4
	PALLET CONFIGURATION	6 x 3		
	120335NLR			










Partyware









	DESCRIPTION	12" Flat Serving Tray (Dome A12 DL)	VERTICAL DEPTH	$\frac{1}{2}$
	TOP OUT	12	PACKED PER CARTON	25
	TOP IN	11 $\frac{1}{4}$	WEIGHT PER CAR TON	3.3
	BOTTOM	10 $\frac{1}{4}$	CUBIC FEET	.41
	PALLET CONFIGURATION	12 x 8	UPC CODE	0 57351-71230 4
	12FTM			

	DESCRIPTION	Black 12" Flat Serving Tray	VERTICAL DEPTH	$\frac{1}{2}$
	TOP OUT	12	PACKED PER CARTON	25
	TOP IN	11 $\frac{1}{4}$	WEIGHT PER CAR TON	3.3
	BOTTOM	10 $\frac{1}{4}$	CUBIC FEET	.41
	PALLET CONFIGURATION	12 x 8	UPC CODE	0 57351-71234 2
	12FTRENM			










	DESCRIPTION	12" Lazy Susan 5 Compartment Tray (Dome A12 DL)	VERTICAL DEPTH	$\frac{1}{2}$
	TOP OUT	12	PACKED PER CARTON	25
	TOP IN	11 $\frac{1}{4}$	WEIGHT PER CAR TON	3.31
	BOTTOM	10 $\frac{1}{4}$	CUBIC FEET	.41
	PALLET CONFIGURATION	12 x 8	UPC CODE	0 57351-71231 1
	12LSM			

Partyware



 <p>12LSRENM</p>	<p>DESCRIPTION Black 12" Lazy Susan 5 Compartment Tray</p> <p>TOP OUT 12</p> <p>TOP IN 11¼</p> <p>BOTTOM 10¼</p> <p>PALLET CONFIGURATION 12 x 8</p>	<p>VERTICAL DEPTH ½</p> <p>PACKED PER CARTON 25</p> <p>WEIGHT PER CARTON 3.31</p> <p>CUBIC FEET .41</p> <p>UPC CODE 0 57351-71235 9</p>
 <p>12APTUDM</p>	<p>DESCRIPTION 12¼" x 3" Round Dome Lid</p> <p>FITS CONTAINER A12 LS, FT, LS REN & FT REN</p> <p>CORNER RADIUS -</p> <p>PACK 25</p> <p>PALLET CONFIGURATION 12 x 6</p>	<p>WEIGHT PER CASE PER LBS 2.6</p> <p>CUBIC FEET 1.12</p> <p>UPC CODE 0 57351-71202 1</p>
 <p>14MOTM</p>	<p>DESCRIPTION Medium Oval Platter (Use Dome A14 ODL)</p> <p>TOP OUT 13⅞ x 9⅞</p> <p>TOP IN 12⅞ x 8⅞</p> <p>BOTTOM 10⅞ x 6⅞</p> <p>PALLET CONFIGURATION 12 x 8</p>	<p>VERTICAL DEPTH ¾</p> <p>PACKED PER CARTON 25</p> <p>WEIGHT PER CARTON 6.5</p> <p>CUBIC FEET .41</p> <p>UPC CODE 0 57351-71430 8</p>
 <p>140UDM</p>	<p>DESCRIPTION 14⅞" x 10⅞" x 4⅞" Oval Dome Lid</p> <p>FITS CONTAINER A14 MOT & MOT REN</p> <p>CORNER RADIUS -</p> <p>PACK 25</p> <p>PALLET CONFIGURATION 9 x 5</p>	<p>WEIGHT PER CASE PER LBS 2.25</p> <p>CUBIC FEET 1.48</p> <p>UPC CODE 0 57351-71402 5</p>
 <p>16FTM</p>	<p>DESCRIPTION 16" Flat Serving Tray (Dome A16 DL)</p> <p>TOP OUT 16</p> <p>TOP IN 15¼</p> <p>BOTTOM 14¼</p> <p>PALLET CONFIGURATION 6 x 12</p>	<p>VERTICAL DEPTH ⅞</p> <p>PACKED PER CARTON 25</p> <p>WEIGHT PER CARTON 7.4</p> <p>CUBIC FEET .70</p> <p>UPC CODE 0 57351-71650 0</p>
 <p>16FTRENM</p>	<p>DESCRIPTION Black 16" Flat Serving Tray</p> <p>TOP OUT 16</p> <p>TOP IN 15¼</p> <p>BOTTOM 14¼</p> <p>PALLET CONFIGURATION 6 x 12</p>	<p>VERTICAL DEPTH ⅞</p> <p>PACKED PER CARTON 25</p> <p>WEIGHT PER CARTON 7.4</p> <p>CUBIC FEET .70</p> <p>UPC CODE 0 57351-71652 4</p>
 <p>16LSM</p>	<p>DESCRIPTION 16" Lazy Susan 5 Compartment Tray (Dome A16 DL)</p> <p>TOP OUT 16</p> <p>TOP IN 15¼</p> <p>BOTTOM 14¼</p> <p>PALLET CONFIGURATION 6 x 12</p>	<p>VERTICAL DEPTH ⅞</p> <p>PACKED PER CARTON 25</p> <p>WEIGHT PER CARTON 7.4</p> <p>CUBIC FEET .70</p> <p>UPC CODE 0 57351-71630 2</p>
 <p>16LSRENM</p>	<p>DESCRIPTION Black 16" Lazy Susan 5 Compartment Tray</p> <p>TOP OUT 16</p> <p>TOP IN 15¼</p> <p>BOTTOM 14¼</p> <p>PALLET CONFIGURATION 6 x 12</p>	<p>VERTICAL DEPTH ⅞</p> <p>PACKED PER CARTON 25</p> <p>WEIGHT PER CARTON 7.4</p> <p>CUBIC FEET .70</p> <p>UPC CODE 1 57351-71631 9</p>
 <p>16APTUDM</p>	<p>DESCRIPTION 16½" x 4⅞" Round Dome Lid</p> <p>FITS CONTAINER A16 LS, FT, LS REN & FT REN</p> <p>CORNER RADIUS -</p> <p>PACK 25</p> <p>PALLET CONFIGURATION 8 x 4</p>	<p>WEIGHT PER CASE PER LBS 4.5</p> <p>CUBIC FEET 1.82</p> <p>UPC CODE 0 57351-71602 9</p>

 <p>18FTM</p>	<table border="1"> <tr> <td>DESCRIPTION</td> <td>18" Flat Serving Tray (Dome A18 DL)</td> </tr> <tr> <td>TOP OUT</td> <td>18</td> </tr> <tr> <td>TOP IN</td> <td>17$\frac{1}{4}$</td> </tr> <tr> <td>BOTTOM</td> <td>16$\frac{1}{2}$</td> </tr> <tr> <td>PALLET CONFIGURATION</td> <td>4 x 12</td> </tr> </table>	DESCRIPTION	18" Flat Serving Tray (Dome A18 DL)	TOP OUT	18	TOP IN	17 $\frac{1}{4}$	BOTTOM	16 $\frac{1}{2}$	PALLET CONFIGURATION	4 x 12	<table border="1"> <tr> <td>VERTICAL DEPTH</td> <td>$\frac{1}{6}$</td> </tr> <tr> <td>PACKED PER CARTON</td> <td>25</td> </tr> <tr> <td>WEIGHT PER CARTON</td> <td>9.49</td> </tr> <tr> <td>CUBIC FEET</td> <td>.94</td> </tr> <tr> <td>UPC CODE</td> <td>0 57351-71837 5</td> </tr> </table>	VERTICAL DEPTH	$\frac{1}{6}$	PACKED PER CARTON	25	WEIGHT PER CARTON	9.49	CUBIC FEET	.94	UPC CODE	0 57351-71837 5
DESCRIPTION	18" Flat Serving Tray (Dome A18 DL)																					
TOP OUT	18																					
TOP IN	17 $\frac{1}{4}$																					
BOTTOM	16 $\frac{1}{2}$																					
PALLET CONFIGURATION	4 x 12																					
VERTICAL DEPTH	$\frac{1}{6}$																					
PACKED PER CARTON	25																					
WEIGHT PER CARTON	9.49																					
CUBIC FEET	.94																					
UPC CODE	0 57351-71837 5																					
 <p>18FTRENM</p>	<table border="1"> <tr> <td>DESCRIPTION</td> <td>Black 18" Flat Serving Tray</td> </tr> <tr> <td>TOP OUT</td> <td>18</td> </tr> <tr> <td>TOP IN</td> <td>17$\frac{1}{4}$</td> </tr> <tr> <td>BOTTOM</td> <td>16$\frac{1}{2}$</td> </tr> <tr> <td>PALLET CONFIGURATION</td> <td>4 x 12</td> </tr> </table>	DESCRIPTION	Black 18" Flat Serving Tray	TOP OUT	18	TOP IN	17 $\frac{1}{4}$	BOTTOM	16 $\frac{1}{2}$	PALLET CONFIGURATION	4 x 12	<table border="1"> <tr> <td>VERTICAL DEPTH</td> <td>$\frac{1}{6}$</td> </tr> <tr> <td>PACKED PER CARTON</td> <td>25</td> </tr> <tr> <td>WEIGHT PER CARTON</td> <td>9.49</td> </tr> <tr> <td>CUBIC FEET</td> <td>.94</td> </tr> <tr> <td>UPC CODE</td> <td>0 57351-71859 7</td> </tr> </table>	VERTICAL DEPTH	$\frac{1}{6}$	PACKED PER CARTON	25	WEIGHT PER CARTON	9.49	CUBIC FEET	.94	UPC CODE	0 57351-71859 7
DESCRIPTION	Black 18" Flat Serving Tray																					
TOP OUT	18																					
TOP IN	17 $\frac{1}{4}$																					
BOTTOM	16 $\frac{1}{2}$																					
PALLET CONFIGURATION	4 x 12																					
VERTICAL DEPTH	$\frac{1}{6}$																					
PACKED PER CARTON	25																					
WEIGHT PER CARTON	9.49																					
CUBIC FEET	.94																					
UPC CODE	0 57351-71859 7																					
 <p>18LSM</p>	<table border="1"> <tr> <td>DESCRIPTION</td> <td>18" Lazy Susan 6 Compartment Tray (Dome A18 DL)</td> </tr> <tr> <td>TOP OUT</td> <td>18</td> </tr> <tr> <td>TOP IN</td> <td>17$\frac{1}{4}$</td> </tr> <tr> <td>BOTTOM</td> <td>16$\frac{1}{2}$</td> </tr> <tr> <td>PALLET CONFIGURATION</td> <td>4 x 12</td> </tr> </table>	DESCRIPTION	18" Lazy Susan 6 Compartment Tray (Dome A18 DL)	TOP OUT	18	TOP IN	17 $\frac{1}{4}$	BOTTOM	16 $\frac{1}{2}$	PALLET CONFIGURATION	4 x 12	<table border="1"> <tr> <td>VERTICAL DEPTH</td> <td>$\frac{1}{6}$</td> </tr> <tr> <td>PACKED PER CARTON</td> <td>25</td> </tr> <tr> <td>WEIGHT PER CARTON</td> <td>9.49</td> </tr> <tr> <td>CUBIC FEET</td> <td>.94</td> </tr> <tr> <td>UPC CODE</td> <td>0 57351-71830 6</td> </tr> </table>	VERTICAL DEPTH	$\frac{1}{6}$	PACKED PER CARTON	25	WEIGHT PER CARTON	9.49	CUBIC FEET	.94	UPC CODE	0 57351-71830 6
DESCRIPTION	18" Lazy Susan 6 Compartment Tray (Dome A18 DL)																					
TOP OUT	18																					
TOP IN	17 $\frac{1}{4}$																					
BOTTOM	16 $\frac{1}{2}$																					
PALLET CONFIGURATION	4 x 12																					
VERTICAL DEPTH	$\frac{1}{6}$																					
PACKED PER CARTON	25																					
WEIGHT PER CARTON	9.49																					
CUBIC FEET	.94																					
UPC CODE	0 57351-71830 6																					
 <p>18LSRENM</p>	<table border="1"> <tr> <td>DESCRIPTION</td> <td>Black 18" Lazy Susan 6 Compartment Tray</td> </tr> <tr> <td>TOP OUT</td> <td>18</td> </tr> <tr> <td>TOP IN</td> <td>17$\frac{1}{4}$</td> </tr> <tr> <td>BOTTOM</td> <td>16$\frac{1}{2}$</td> </tr> <tr> <td>PALLET CONFIGURATION</td> <td>4 x 12</td> </tr> </table>	DESCRIPTION	Black 18" Lazy Susan 6 Compartment Tray	TOP OUT	18	TOP IN	17 $\frac{1}{4}$	BOTTOM	16 $\frac{1}{2}$	PALLET CONFIGURATION	4 x 12	<table border="1"> <tr> <td>VERTICAL DEPTH</td> <td>$\frac{1}{6}$</td> </tr> <tr> <td>PACKED PER CARTON</td> <td>25</td> </tr> <tr> <td>WEIGHT PER CARTON</td> <td>9.49</td> </tr> <tr> <td>CUBIC FEET</td> <td>.94</td> </tr> <tr> <td>UPC CODE</td> <td>0 57351-71833 7</td> </tr> </table>	VERTICAL DEPTH	$\frac{1}{6}$	PACKED PER CARTON	25	WEIGHT PER CARTON	9.49	CUBIC FEET	.94	UPC CODE	0 57351-71833 7
DESCRIPTION	Black 18" Lazy Susan 6 Compartment Tray																					
TOP OUT	18																					
TOP IN	17 $\frac{1}{4}$																					
BOTTOM	16 $\frac{1}{2}$																					
PALLET CONFIGURATION	4 x 12																					
VERTICAL DEPTH	$\frac{1}{6}$																					
PACKED PER CARTON	25																					
WEIGHT PER CARTON	9.49																					
CUBIC FEET	.94																					
UPC CODE	0 57351-71833 7																					
 <p>18APTUDM</p>	<table border="1"> <tr> <td>DESCRIPTION</td> <td>18$\frac{1}{8}$" x 4" Round Dome Lid</td> </tr> <tr> <td>FITS CONTAINER</td> <td>A18 LS, FT, LS REN & FT REN</td> </tr> <tr> <td>CORNER RADIUS</td> <td>-</td> </tr> <tr> <td>PACK</td> <td>25</td> </tr> <tr> <td>PALLET CONFIGURATION</td> <td>8 x 4</td> </tr> </table>	DESCRIPTION	18 $\frac{1}{8}$ " x 4" Round Dome Lid	FITS CONTAINER	A18 LS, FT, LS REN & FT REN	CORNER RADIUS	-	PACK	25	PALLET CONFIGURATION	8 x 4	<table border="1"> <tr> <td>WEIGHT PER CASE PER LBS</td> <td>5.0</td> </tr> <tr> <td>CUBIC FEET</td> <td>2.28</td> </tr> <tr> <td>UPC CODE</td> <td>0 57351-71802 3</td> </tr> </table>	WEIGHT PER CASE PER LBS	5.0	CUBIC FEET	2.28	UPC CODE	0 57351-71802 3				
DESCRIPTION	18 $\frac{1}{8}$ " x 4" Round Dome Lid																					
FITS CONTAINER	A18 LS, FT, LS REN & FT REN																					
CORNER RADIUS	-																					
PACK	25																					
PALLET CONFIGURATION	8 x 4																					
WEIGHT PER CASE PER LBS	5.0																					
CUBIC FEET	2.28																					
UPC CODE	0 57351-71802 3																					
 <p>18LOTM</p>	<table border="1"> <tr> <td>DESCRIPTION</td> <td>Large Oval Platter (Use Dome A18 ODL)</td> </tr> <tr> <td>TOP OUT</td> <td>18 x 12</td> </tr> <tr> <td>TOP IN</td> <td>17 x 11</td> </tr> <tr> <td>BOTTOM</td> <td>14 x 8</td> </tr> <tr> <td>PALLET CONFIGURATION</td> <td>8 x 6</td> </tr> </table>	DESCRIPTION	Large Oval Platter (Use Dome A18 ODL)	TOP OUT	18 x 12	TOP IN	17 x 11	BOTTOM	14 x 8	PALLET CONFIGURATION	8 x 6	<table border="1"> <tr> <td>VERTICAL DEPTH</td> <td>1</td> </tr> <tr> <td>PACKED PER CARTON</td> <td>25</td> </tr> <tr> <td>WEIGHT PER CARTON</td> <td>7.27</td> </tr> <tr> <td>CUBIC FEET</td> <td>.95</td> </tr> <tr> <td>UPC CODE</td> <td>0 57351-71831 3</td> </tr> </table>	VERTICAL DEPTH	1	PACKED PER CARTON	25	WEIGHT PER CARTON	7.27	CUBIC FEET	.95	UPC CODE	0 57351-71831 3
DESCRIPTION	Large Oval Platter (Use Dome A18 ODL)																					
TOP OUT	18 x 12																					
TOP IN	17 x 11																					
BOTTOM	14 x 8																					
PALLET CONFIGURATION	8 x 6																					
VERTICAL DEPTH	1																					
PACKED PER CARTON	25																					
WEIGHT PER CARTON	7.27																					
CUBIC FEET	.95																					
UPC CODE	0 57351-71831 3																					
 <p>18LOTRENM</p>	<table border="1"> <tr> <td>DESCRIPTION</td> <td>Black Large Oval Platter</td> </tr> <tr> <td>TOP OUT</td> <td>18 x 12</td> </tr> <tr> <td>TOP IN</td> <td>17 x 11</td> </tr> <tr> <td>BOTTOM</td> <td>14 x 8</td> </tr> <tr> <td>PALLET CONFIGURATION</td> <td>8 x 6</td> </tr> </table>	DESCRIPTION	Black Large Oval Platter	TOP OUT	18 x 12	TOP IN	17 x 11	BOTTOM	14 x 8	PALLET CONFIGURATION	8 x 6	<table border="1"> <tr> <td>VERTICAL DEPTH</td> <td>1</td> </tr> <tr> <td>PACKED PER CARTON</td> <td>25</td> </tr> <tr> <td>WEIGHT PER CARTON</td> <td>7.27</td> </tr> <tr> <td>CUBIC FEET</td> <td>2.31</td> </tr> <tr> <td>UPC CODE</td> <td>0 57351-71834 4</td> </tr> </table>	VERTICAL DEPTH	1	PACKED PER CARTON	25	WEIGHT PER CARTON	7.27	CUBIC FEET	2.31	UPC CODE	0 57351-71834 4
DESCRIPTION	Black Large Oval Platter																					
TOP OUT	18 x 12																					
TOP IN	17 x 11																					
BOTTOM	14 x 8																					
PALLET CONFIGURATION	8 x 6																					
VERTICAL DEPTH	1																					
PACKED PER CARTON	25																					
WEIGHT PER CARTON	7.27																					
CUBIC FEET	2.31																					
UPC CODE	0 57351-71834 4																					
 <p>18OUDM</p>	<table border="1"> <tr> <td>DESCRIPTION</td> <td>18" x 12$\frac{1}{2}$" x 3$\frac{3}{4}$" Oval Dome Lid</td> </tr> <tr> <td>FITS CONTAINER</td> <td>A18 LOT & LOT REN</td> </tr> <tr> <td>CORNER RADIUS</td> <td>-</td> </tr> <tr> <td>PACK</td> <td>25</td> </tr> <tr> <td>PALLET CONFIGURATION</td> <td>6 x 5</td> </tr> </table>	DESCRIPTION	18" x 12 $\frac{1}{2}$ " x 3 $\frac{3}{4}$ " Oval Dome Lid	FITS CONTAINER	A18 LOT & LOT REN	CORNER RADIUS	-	PACK	25	PALLET CONFIGURATION	6 x 5	<table border="1"> <tr> <td>WEIGHT PER CASE PER LBS</td> <td>3.5</td> </tr> <tr> <td>CUBIC FEET</td> <td>2.31</td> </tr> <tr> <td>UPC CODE</td> <td>0 57351-71902 0</td> </tr> </table>	WEIGHT PER CASE PER LBS	3.5	CUBIC FEET	2.31	UPC CODE	0 57351-71902 0				
DESCRIPTION	18" x 12 $\frac{1}{2}$ " x 3 $\frac{3}{4}$ " Oval Dome Lid																					
FITS CONTAINER	A18 LOT & LOT REN																					
CORNER RADIUS	-																					
PACK	25																					
PALLET CONFIGURATION	6 x 5																					
WEIGHT PER CASE PER LBS	3.5																					
CUBIC FEET	2.31																					
UPC CODE	0 57351-71902 0																					







Cash & Carry Packaging: Steamtable / Roaster Items

	DESCRIPTION	½ Size Deep Pan	VERTICAL DEPTH	3 ¹ / ₁₆
	RIM STYLE	F.C.	VOLUME	93
454CCU	TOP OUT	12 ² / ₄ x 6 ¹ / ₂	PACKED PER CARTON	30/5
	TOP IN	11 ¹ / ₄ x 5 ¹ / ₂	WEIGHT PER CAR TON	15.0
	BOTTOM	10 ³ / ₄ x 4 ¹ / ₄	CUBIC FEET	1.75
	SLANT DEPTH	3 ³ / ₁₆	UPC CODE	0 57351-45431 0
	PALLET CONFIGURATION	4 x 9		
	DESCRIPTION	½ Size Medium Deep Pan	VERTICAL DEPTH	2
	RIM STYLE	F.C.	VOLUME	107.9
455CCB	TOP OUT	12 ¹ / ₂ x 10 ¹ / ₂	PACKED PER CARTON	20/5
	TOP IN	11 ¹ / ₄ x 9 ¹ / ₂	WEIGHT PER CAR TON	10.93
	BOTTOM	10 ¹ / ₂ x 8 ¹ / ₄	CUBIC FEET	2.23
	SLANT DEPTH	2 ¹ / ₂	UPC CODE	0 57351-45531 1
	PALLET CONFIGURATION	5 x 5		
	DESCRIPTION	½ Size Deep Pan	VERTICAL DEPTH	2 ¹ / ₂
	RIM STYLE	F.C.	VOLUME	115.3
456CCB	TOP OUT	12 ¹ / ₄ x 10 ³ / ₈	PACKED PER CARTON	20/5
	TOP IN	11 ¹ / ₄ x 9 ³ / ₈	WEIGHT PER CAR TON	12.04
	BOTTOM	10 ¹ / ₄ x 7 ³ / ₈	CUBIC FEET	2.21
	SLANT DEPTH	2 ¹ / ₁₆	UPC CODE	0 57351-45632 1
	PALLET CONFIGURATION	5 x 5		
	DESCRIPTION	Full Size Medium Pan	VERTICAL DEPTH	2
	RIM STYLE	F.C.	VOLUME	214.60
457CCB	TOP OUT	20 ³ / ₄ x 12 ¹ / ₁₆	PACKED PER CARTON	20/5
	TOP IN	19 ⁵ / ₁₆ x 11 ¹ / ₈	WEIGHT PER CAR TON	15.99
	BOTTOM	10 ³ / ₈ x 8 ¹ / ₁₆	CUBIC FEET	3.93
	SLANT DEPTH	2 ¹ / ₂	UPC CODE	0 57351-45731 1
	PALLET CONFIGURATION	6 x 3		
	DESCRIPTION	½ Size Shallow Pan	VERTICAL DEPTH	1 ¹ / ₂
	RIM STYLE	F.C.	VOLUME	76.8
458CCB	TOP OUT	12 ¹ / ₂ x 10 ³ / ₈	PACKED PER CARTON	20/5
	TOP IN	11 ¹ / ₄ x 9 ³ / ₈	WEIGHT PER CAR TON	10.13
	BOTTOM	10 ¹ / ₁₆ x 8 ³ / ₁₆	CUBIC FEET	1.97
	SLANT DEPTH	1 ¹ / ₁₆	UPC CODE	0 57351-45832 2
	PALLET CONFIGURATION	5 x 5		
	DESCRIPTION	Full Size Shallow Pan	VERTICAL DEPTH	1 ¹ / ₂
	RIM STYLE	F.C.	VOLUME	168.1
459CCA	TOP OUT	20 ³ / ₄ x 12 ¹ / ₁₆	PACKED PER CARTON	10/5
	TOP IN	19 ⁵ / ₁₆ x 11 ¹ / ₈	WEIGHT PER CAR TON	14.97
	BOTTOM	18 ¹ / ₈ x 10 ¹ / ₁₆	CUBIC FEET	2.67
	SLANT DEPTH	1 ¹ / ₁₆	UPC CODE	0 57351-45931 5
	PALLET CONFIGURATION	5 x 5		
	DESCRIPTION	Full Size Deep Pan	VERTICAL DEPTH	3 ¹ / ₈
	RIM STYLE	F.C.	VOLUME	332.4
460CCA	TOP OUT	20 ³ / ₄ x 12 ¹ / ₁₆	PACKED PER CARTON	10/5
	TOP IN	19 ⁵ / ₁₆ x 11 ¹ / ₈	WEIGHT PER CAR TON	17.43
	BOTTOM	17 ¹ / ₃₂ x 9 ²¹ / ₃₂	CUBIC FEET	2.63
	SLANT DEPTH	3 ¹ / ₈	UPC CODE	0 57351-46035 9
	PALLET CONFIGURATION	5 x 4		
	DESCRIPTION	Lid for 460, 459, 457	VERTICAL DEPTH	1 ¹ / ₁₆
	RIM STYLE	I.C.	VOLUME	-
55440CCA	TOP OUT	20 ¹ / ₁₆ x 12 ¹ / ₈	PACKED PER CARTON	10/5
	TOP IN	20 ¹ / ₁₆ x 12 ¹ / ₈	WEIGHT PER CAR TON	7.49
	BOTTOM	17 ¹ / ₃₂ x 9 ¹ / ₃₂	CUBIC FEET	1.23
	SLANT DEPTH	5 ¹ / ₈	UPC CODE	0 57351-55431 7
	PALLET CONFIGURATION	5 x 7		
	DESCRIPTION	Lid for 456, 455, 458	VERTICAL DEPTH	5 ¹ / ₈
	RIM STYLE	I.C.	VOLUME	-
55530CCB	TOP OUT	12 ²⁵ / ₃₂ x 10 ¹ / ₃₂	PACKED PER CARTON	20/5
	TOP IN	12 ¹ / ₃₂ x 9 ³ / ₃₂	WEIGHT PER CAR TON	6.11
	BOTTOM	10 ¹ / ₁₆ x 7 ²³ / ₃₂	CUBIC FEET	1.19
	SLANT DEPTH	5 ¹ / ₈	UPC CODE	0 57351-55531 4
	PALLET CONFIGURATION	5 x 7		



Cash & Carry Packaging: Steamtable / Roaster Items

 46164CCA	DESCRIPTION	X-Large Rect. Roaster w/ Ribbed Bottom	VERTICAL DEPTH	2 $\frac{5}{8}$
	RIM STYLE	F.C.	VOLUME	240.1
	TOP OUT	18 $\frac{1}{16}$ x 14 $\frac{7}{16}$	PACKED PER CARTON	10/5
	TOP IN	17 $\frac{1}{16}$ x 12 $\frac{3}{4}$	WEIGHT PER CAR TON	16.62
	BOTTOM	15 $\frac{1}{2}$ x 11 $\frac{1}{16}$	CUBIC FEET	3.05
	SLANT DEPTH	2 $\frac{1}{2}$	UPC CODE	0 57351-22244 5
	PALLET CONFIGURATION	4 x 4		
	 68864CCA	DESCRIPTION	Large Oval Roaster w/ Ribbed Bottom	VERTICAL DEPTH
RIM STYLE		F.C.	VOLUME	272.8
TOP OUT		18 $\frac{1}{2}$ x 13 $\frac{1}{2}$	PACKED PER CARTON	10/5
TOP IN		17 $\frac{1}{4}$ x 12 $\frac{3}{4}$	WEIGHT PER CAR TON	14.54
BOTTOM		15 $\frac{1}{2}$ x 10 $\frac{1}{2}$	CUBIC FEET	2.83
SLANT DEPTH		3 $\frac{1}{2}$	UPC CODE	0 57351-99578 3
PALLET CONFIGURATION		6 x 3		



Cash & Carry Packaging: Partyware

 12FTCCZ	DESCRIPTION	12" Flat Serving Tray	VERTICAL DEPTH	$\frac{1}{2}$
	RIM STYLE	-	VOLUME	-
	TOP OUT	12	PACKED PER CARTON	16/3
	TOP IN	11 $\frac{1}{4}$	WEIGHT PER CAR TON	5.85
	BOTTOM	10 $\frac{1}{4}$	CUBIC FEET	1.06
	SLANT DEPTH	-	UPC CODE	0 57351-71232 8
	PALLET CONFIGURATION	12 x 6		
	 12LSCCZ	DESCRIPTION	12" Lazy Susan 5 Compartment Tray	VERTICAL DEPTH
RIM STYLE		-	VOLUME	-
TOP OUT		12	PACKED PER CARTON	16/3
TOP IN		11 $\frac{1}{4}$	WEIGHT PER CAR TON	5.85
BOTTOM		10 $\frac{1}{4}$	CUBIC FEET	1.06
SLANT DEPTH		-	UPC CODE	0 57351-71233 5
PALLET CONFIGURATION		9 x 6		
 12DLCCZ		DESCRIPTION	12 $\frac{1}{2}$ " x 3" Round Dome Lid	PACK
	FITS CONTAINER	A12 LS, FT, LS REN & FT REN	WEIGHT PER CASE PER LBS	5
	CORNER RADIUS	-	CUBIC FEET	1.22
	PALLET CONFIGURATION	8 x 3	UPC CODE	0 57351-71203 8
 16FTCCZ	DESCRIPTION	16" Flat Serving Tray	VERTICAL DEPTH	$\frac{5}{16}$
	RIM STYLE	-	VOLUME	-
	TOP OUT	16	PACKED PER CARTON	16/3
	TOP IN	15 $\frac{1}{4}$	WEIGHT PER CAR TON	12.63
	BOTTOM	14 $\frac{1}{4}$	CUBIC FEET	1.58
	SLANT DEPTH	-	UPC CODE	0 57351-71651 7
	PALLET CONFIGURATION	8 x 5		
	 16LSCCZ	DESCRIPTION	16" Lazy Susan 5 Compartment Tray	VERTICAL DEPTH
RIM STYLE		-	VOLUME	-
TOP OUT		16	PACKED PER CARTON	16/3
TOP IN		15 $\frac{1}{4}$	WEIGHT PER CAR TON	10.35
BOTTOM		14 $\frac{1}{4}$	CUBIC FEET	1.84
SLANT DEPTH		-	UPC CODE	0 57351-22233 9
PALLET CONFIGURATION		8 x 5		
 16DLCCZ		DESCRIPTION	16 $\frac{1}{2}$ " x 4 $\frac{1}{2}$ " Round Dome Lid	PACK
	FITS CONTAINER	A16 LS, FT, LS REN & FT REN	WEIGHT PER CASE PER LBS	9
	CORNER RADIUS	-	CUBIC FEET	4
	PALLET CONFIGURATION	4 x 3	UPC CODE	0 57351-71603 6


Cash & Carry Packaging: Partyware

 <p>18FTCCZ</p>	DESCRIPTION 18" Flat Serving Tray RIM STYLE - TOP OUT 18 TOP IN 17¼ BOTTOM 16½ SLANT DEPTH - PALLET CONFIGURATION 8 x 4	VERTICAL DEPTH ¾ VOLUME - PACKED PER CARTON 16/3 WEIGHT PER CARTON 19.3 CUBIC FEET 2.18 UPC CODE 0 57351-71838 2	
	 <p>18DLCCZ</p>	DESCRIPTION 18½" x 4" Round Dome Lid FITS CONTAINER A18 LS, FT, LS REN & FT REN CORNER RADIUS - PALLET CONFIGURATION 4 x 3	PACK 16/3 WEIGHT PER CASE PER LBS 10 CUBIC FEET 5.38 UPC CODE 0 57351-71803 0










Cash & Carry Packaging: Miscellaneous

 <p>42155CCB</p>	DESCRIPTION ½ Size Sheet Cake Pan RIM STYLE F.C. TOP OUT 17½ x 12¾ TOP IN 17½ x 12¼ BOTTOM 16½ x 11½ SLANT DEPTH 1½ PALLET CONFIGURATION 7 x 4	VERTICAL DEPTH 1½ VOLUME 121.1 PACKED PER CARTON 20/5 WEIGHT PER CARTON 18.99 CUBIC FEET 2.81 UPC CODE 0 57351-42131 2	
	 <p>96330CCV</p>	DESCRIPTION 9" Pie Pan RIM STYLE F.C. TOP OUT 8 ⁶ / ₁₆ TOP IN 8 ³ / ₁₆ BOTTOM 6 ¹ / ₁₆ SLANT DEPTH 1 ³ / ₁₆ PALLET CONFIGURATION 7 x 7	VERTICAL DEPTH 1 ⁵ / ₁₆ VOLUME 23.2 PACKED PER CARTON 10/20 WEIGHT PER CARTON 5.5 CUBIC FEET 1.34 UPC CODE 0 57351-96330 0






Cash & Carry Packaging: Combo Pack

 <p>5164CCLZ</p>	DESCRIPTION 9" Round 30 Gauge Pan w/ Foil Board Lid RIM STYLE H.E. TOP OUT 9 TOP IN 8 ⁷ / ₁₆ BOTTOM 7 SLANT DEPTH 1 ³ / ₁₆ PALLET CONFIGURATION 4 x 5	VERTICAL DEPTH 1½ VOLUME 47 PACKED PER CARTON 8/20 WEIGHT PER CARTON 12.49 CUBIC FEET 2.62 UPC CODE 0 57351-51630 8
--	--	--

Lids: Transparent Domes

 <p>403UDD</p>	<p>DESCRIPTION 6¹/₁₆" x 5¹/₁₆" x 7¹/₁₆" Oblong Dome</p> <p>FITS CONTAINER 403-3</p> <p>CORNER RADIUS -</p> <p>PALLET CONFIGURATION 12 x 6</p>	<p>PACK 500</p> <p>WEIGHT PER CASE PER LBS 6</p> <p>CUBIC FEET .80</p> <p>UPC CODE 0 72026-40300 4</p>
 <p>406UDD</p>	<p>DESCRIPTION 8¹/₁₆" x 5¹/₁₆" x 3¹/₁₆" Oblong Dome</p> <p>FITS CONTAINER 406-3, 405-3, 479-3</p> <p>CORNER RADIUS -</p> <p>PALLET CONFIGURATION 9 x 7</p>	<p>PACK 500</p> <p>WEIGHT PER CASE PER LBS 8</p> <p>CUBIC FEET .95</p> <p>UPC CODE 0 72026-40600 5</p>
 <p>408UDR</p>	<p>DESCRIPTION 12³/₁₆" x 8³/₁₆" Duck Pan Oblong Dome</p> <p>FITS CONTAINER 408-3-45</p> <p>CORNER RADIUS -</p> <p>PALLET CONFIGURATION 12 x 4</p>	<p>PACK 250</p> <p>WEIGHT PER CASE PER LBS 9</p> <p>CUBIC FEET .78</p> <p>UPC CODE 0 72026-40800 9</p>
 <p>421UDB</p>	<p>DESCRIPTION 18" x 13" x 3" Oblong Dome</p> <p>FITS CONTAINER 421-55</p> <p>CORNER RADIUS -</p> <p>PALLET CONFIGURATION 5 x 4</p>	<p>PACK 100</p> <p>WEIGHT PER CASE PER LBS 16</p> <p>CUBIC FEET 3.56</p> <p>UPC CODE 0 72026-42100 8</p>
 <p>421SUDB</p>	<p>DESCRIPTION 18" x 13" x 1/2" Shallow Oblong Dome</p> <p>FITS CONTAINER 42155</p> <p>CORNER RADIUS -</p> <p>PALLET CONFIGURATION 5 x 6</p>	<p>PACK 100</p> <p>WEIGHT PER CASE PER LBS 19.8</p> <p>CUBIC FEET 3.63</p> <p>UPC CODE 0 57351-42103 9</p>
 <p>422HUDB</p>	<p>DESCRIPTION 13¹/₂" x 9" x 1¹/₁₆" Oblong Dome</p> <p>FITS CONTAINER 422-45</p> <p>CORNER RADIUS -</p> <p>PALLET CONFIGURATION 6 x 6</p>	<p>PACK 100</p> <p>WEIGHT PER CASE PER LBS 15</p> <p>CUBIC FEET 2.7</p> <p>UPC CODE 0 72026-42200 5</p>
 <p>422SUDB</p>	<p>DESCRIPTION 13¹/₂" x 9" x 3¹/₁₆" Shallow Oblong Dome Lid</p> <p>FITS CONTAINER 42245</p> <p>CORNER RADIUS -</p> <p>HIGH DOME -</p> <p>PALLET CONFIGURATION 6 x 4</p>	<p>PACK 100</p> <p>WEIGHT PER CASE PER LBS 8</p> <p>CUBIC FEET 2.03</p> <p>UPC CODE 0 57851-42103 4</p>
 <p>435UDD</p>	<p>DESCRIPTION 5¹/₂" x 4¹/₂" x 3¹/₁₆" Oblong Dome</p> <p>FITS CONTAINER 430-3, 435-3</p> <p>CORNER RADIUS -</p> <p>PALLET CONFIGURATION 15 x 7</p>	<p>PACK 500</p> <p>WEIGHT PER CASE PER LBS 6.17</p> <p>CUBIC FEET .64</p> <p>UPC CODE 0 72026-43500 5</p>
 <p>473DD</p>	<p>DESCRIPTION Loaf Pan Dome</p> <p>FITS CONTAINER 473-3</p> <p>CORNER RADIUS -</p> <p>PALLET CONFIGURATION 4 x 5</p>	<p>PACK 500</p> <p>WEIGHT PER CASE PER LBS 4.41</p> <p>CUBIC FEET .89</p> <p>UPC CODE 0 72026-47300 7</p>










Lids: Transparent Domes






 <p>475DD</p>	<p>DESCRIPTION Oblong Dome Lid FITS CONTAINER 475335 CORNER RADIUS - PALLET CONFIGURATION 5 x 6</p>	<p>PACK 500 WEIGHT PER CASE PER LBS 8.82 CUBIC FEET 2.43 UPC CODE 0 57351-47502 5</p>
 <p>487UDD</p>	<p>DESCRIPTION 8$\frac{3}{8}$" x 6$\frac{3}{8}$" x $\frac{3}{4}$" Oblong Dome FITS CONTAINER 487-4, 404-3 CORNER RADIUS - PALLET CONFIGURATION 16 x 6</p>	<p>PACK 500 WEIGHT PER CASE PER LBS 10 CUBIC FEET .64 UPC CODE 0 72026-48700 4</p>
 <p>512UDD</p>	<p>DESCRIPTION 7$\frac{1}{8}$" x $\frac{3}{4}$" Round Dome FITS CONTAINER 512-4 CORNER RADIUS - PALLET CONFIGURATION 15 x 4</p>	<p>PACK 500 WEIGHT PER CASE PER LBS 10.8 CUBIC FEET 2.49 UPC CODE 0 72026-51200 3</p>
 <p>516UDD</p>	<p>DESCRIPTION 8$\frac{3}{8}$" x $\frac{3}{4}$" Round Dome FITS CONTAINER 516-4 CORNER RADIUS - PALLET CONFIGURATION 15 x 4</p>	<p>PACK 500 WEIGHT PER CASE PER LBS 12.0 CUBIC FEET 1.37 UPC CODE 0 72026-51600 1</p>
 <p>517UDD</p>	<p>DESCRIPTION 8$\frac{1}{4}$" x $\frac{3}{4}$" Round Dome FITS CONTAINER 517-4 CORNER RADIUS - PALLET CONFIGURATION 9 x 7</p>	<p>PACK 500 WEIGHT PER CASE PER LBS 11.90 CUBIC FEET 1.09 UPC CODE 0 72026-51700 8</p>

Lids: Foil To Board

ITEM #	DESCRIPTION	FITS CONTAINER	CORNER RADIUS	PACK	PALLET CONFIG	WEIGHT PER CASE	CUBIC FEET	UPC CODE
40315LD	6 ¹ / ₂ " x 5 ¹ / ₂ " Oblong Board	403-3	1	500	25 X 4	6	.21	0 57351-00403 4
40615LD	5 ¹ / ₂ " x 8" Oblong Board	405-3, 406-3, 479-3	13/16	500	30 X 5	12	.33	0 57351-00406 5
40815LR	Duck Pan Board	408-3-45		250	15 X 6	11	.31	0 57351-00408 9
43515LD	5 ¹ / ₂ " x 4 ¹ / ₂ " Oblong Board	430-3, 435-3, 441-3	7/8	500	25 x 4	5.95	.22	0 57351-00435 5
45624LB	12 ³ / ₄ " x 10 ³ / ₈ " 1/2 Size Steamtable Lid	456-3		100	12 x 10	8.82	.26	0 57351-45600 0
47018LD	6 ⁵ / ₈ " x 10 ⁵ / ₈ " Entrée Board	470-3		500	20 x 5	15.45	.31	0 57351-47004 4
47218LD	7 ¹ / ₈ " x 10 ⁵ / ₈ " Entrée Board	472-3		500	20 x 5	19.62	.51	0 57351-00472 0
47315LD	4 ¹ / ₄ " x 8 ³ / ₈ " Loaf Pan Board	473-3	1	500	25 x 4	8.82	.28	0 57351-47300 7
48718LD	8 ³ / ₈ " x 6 ⁵ / ₈ " Oblong Board COATED	487-4, 404-3	13/16	500	16 x 5	15.43	.46	0 57351-50487 9
48818LD	8 ³ / ₈ " x 9 ⁵ / ₈ " Compart. Tray Board	488-3	1 ¹ / ₄	500	20 x 3	26.46	.72	0 57351-50488 6
51215LD	7 ³ / ₂ " Diameter Round Board	512-4	-	500	25 x 6	8.82	.34	0 57351-00512 3
51615LD	8" Diameter Round Board	516-4	-	500	20 x 5	14.99	.47	0 57351-00516 1
51715LD	8 ¹ / ₄ " Diameter Round Board	517-4	-	500	20 x 5	11.46	.46	0 57351-00517 8
58318LD	8 ¹ / ₈ " Diameter Round Board	583-4	-	500	20 x 5	11.46	.46	0 57351-00583 3
505 B18D	Cheesecake Base	516-4 CH	-	500	20 x 5	13.67	.43	0 57351-00505 5

Tuxedo

 <p>34155APTDB</p>	<p>DESCRIPTION Small entrée with Dome RIM STYLE F.C. TOP OUT 8³/₁₆" x 6³/₁₆" TOP IN 7¹/₂" x 5¹/₂" BOTTOM 7³/₁₆" x 5³/₁₆" SLANT DEPTH 1¹/₄" PALLET CONFIGURATION 6 x 6</p>	<p>VERTICAL DEPTH 1¹/₄" VOLUME 23.3 PACKED PER CARTON 100/100 WEIGHT PER CARTON 10 CUBIC FEET 1.17 UPC CODE 0 57351-34130 6</p>
 <p>341550PSDB</p>	<p>DESCRIPTION Small entrée with Dome RIM STYLE F.C. TOP OUT 8³/₁₆" x 6³/₁₆" TOP IN 7¹/₂" x 5¹/₂" BOTTOM 7³/₁₆" x 5³/₁₆" SLANT DEPTH 1¹/₄" PALLET CONFIGURATION 6 x 6</p>	<p>VERTICAL DEPTH 1¹/₄" VOLUME 23.3 PACKED PER CARTON 100/100 WEIGHT PER CARTON 10 CUBIC FEET 1.17 UPC CODE 0 57351-34134 4</p>
 <p>34270APTDA</p>	<p>DESCRIPTION Medium entrée with Dome RIM STYLE F.C. TOP OUT 9³/₄" x 7³/₄" TOP IN 9" x 7" BOTTOM 8³/₁₆" x 6¹/₂" SLANT DEPTH 1³/₄" PALLET CONFIGURATION 6 x 6</p>	<p>VERTICAL DEPTH 1³/₄" VOLUME 47.4 PACKED PER CARTON 50/50 WEIGHT PER CARTON 8 CUBIC FEET 1.535 UPC CODE 0 57351-34230 3</p>
 <p>342700PSDA</p>	<p>DESCRIPTION Medium entrée with Dome RIM STYLE F.C. TOP OUT 9³/₄" x 7³/₄" TOP IN 9" x 7" BOTTOM 8³/₁₆" x 6¹/₂" SLANT DEPTH 1³/₄" PALLET CONFIGURATION 6 x 6</p>	<p>VERTICAL DEPTH 1³/₄" VOLUME 47.4 PACKED PER CARTON 50/50 WEIGHT PER CARTON 8 CUBIC FEET 1.535 UPC CODE 0 57351-34235 8</p>
 <p>34370APTDA</p>	<p>DESCRIPTION Large entrée with Dome RIM STYLE F.C. TOP OUT 11¹/₄" x 8⁷/₁₆" TOP IN 10⁷/₁₆" x 8¹/₁₆" BOTTOM 10" x 7⁷/₁₆" SLANT DEPTH 1³/₄" PALLET CONFIGURATION 6 x 6</p>	<p>VERTICAL DEPTH 1³/₄" VOLUME 64.6 PACKED PER CARTON 50/50 WEIGHT PER CARTON 11 CUBIC FEET 1.67 UPC CODE 0 57351-34330 0</p>
 <p>343700PSDA</p>	<p>DESCRIPTION Large entrée with Dome RIM STYLE F.C. TOP OUT 11¹/₄" x 8⁷/₁₆" TOP IN 10⁷/₁₆" x 8¹/₁₆" BOTTOM 10" x 7⁷/₁₆" SLANT DEPTH 1³/₄" PALLET CONFIGURATION 6 x 6</p>	<p>VERTICAL DEPTH 1³/₄" VOLUME 64.6 PACKED PER CARTON 50/50 WEIGHT PER CARTON 11 CUBIC FEET 1.67 UPC CODE 0 57351-34334 8</p>
 <p>34580APTDM</p>	<p>DESCRIPTION Rectangular family entrée (13x6) with Dome RIM STYLE F.C. TOP OUT 14¹/₂" x 9³/₄" TOP IN 12³/₄" x 8¹⁵/₁₆" BOTTOM 11¹/₈" x 8¹/₂" SLANT DEPTH 1¹/₁₆" PALLET CONFIGURATION 10 x 4</p>	<p>VERTICAL DEPTH 1⁷/₁₆" VOLUME 108.9 PACKED PER CARTON 25/25 WEIGHT PER CARTON 7.44 CUBIC FEET 1.14 UPC CODE 0 57351-34530 4</p>
 <p>34660DB</p>	<p>DESCRIPTION Single Portion with Dome RIM STYLE F.C. TOP OUT 8¹⁵/₁₆" x 7" TOP IN 8³/₁₆" x 6¹/₃₂" BOTTOM 7¹/₁₆" x 5¹/₁₆" SLANT DEPTH 1¹⁵/₃₂" PALLET CONFIGURATION 4 x 8</p>	<p>VERTICAL DEPTH 1¹⁵/₃₂" VOLUME 28.9 PACKED PER CARTON 100/100 WEIGHT PER CARTON 10 CUBIC FEET 1.95 UPC CODE 0 57351-34630 1</p>
 <p>34760DB</p>	<p>DESCRIPTION Single Portion-2 compartment with Dome RIM STYLE F.C. TOP OUT 8¹⁵/₁₆" x 7" TOP IN 8³/₁₆" x 6¹/₃₂" BOTTOM 7¹/₁₆" x 5¹/₁₆" SLANT DEPTH 1¹⁵/₃₂" PALLET CONFIGURATION 4 x 9</p>	<p>VERTICAL DEPTH 1¹⁵/₃₂" VOLUME 16.7 / 12.2 PACKED PER CARTON 100/100 WEIGHT PER CARTON 11 CUBIC FEET 1.62 UPC CODE 0 57351-34730 8</p>

 <p>34880B</p>	<table border="1"> <tr><td>DESCRIPTION</td><td>½ Shallow STP</td></tr> <tr><td>RIM STYLE</td><td>F.C.</td></tr> <tr><td>TOP OUT</td><td>12.67" x 9.33"</td></tr> <tr><td>TOP IN</td><td>11.61" x 8.66"</td></tr> <tr><td>BOTTOM</td><td>11.1" x 8.1"</td></tr> <tr><td>SLANT DEPTH</td><td>1.89"</td></tr> <tr><td>PALLET CONFIGURATION</td><td>4 x 9</td></tr> </table>	DESCRIPTION	½ Shallow STP	RIM STYLE	F.C.	TOP OUT	12.67" x 9.33"	TOP IN	11.61" x 8.66"	BOTTOM	11.1" x 8.1"	SLANT DEPTH	1.89"	PALLET CONFIGURATION	4 x 9	<table border="1"> <tr><td>VERTICAL DEPTH</td><td>1¼"</td></tr> <tr><td>VOLUME</td><td>96.25</td></tr> <tr><td>PACKED PER CARTON</td><td>100</td></tr> <tr><td>WEIGHT PER CAR TON</td><td>14.20</td></tr> <tr><td>CUBIC FEET</td><td>1.41</td></tr> <tr><td>UPC CODE</td><td>0 57351-34830 5</td></tr> </table>	VERTICAL DEPTH	1¼"	VOLUME	96.25	PACKED PER CARTON	100	WEIGHT PER CAR TON	14.20	CUBIC FEET	1.41	UPC CODE	0 57351-34830 5
DESCRIPTION	½ Shallow STP																											
RIM STYLE	F.C.																											
TOP OUT	12.67" x 9.33"																											
TOP IN	11.61" x 8.66"																											
BOTTOM	11.1" x 8.1"																											
SLANT DEPTH	1.89"																											
PALLET CONFIGURATION	4 x 9																											
VERTICAL DEPTH	1¼"																											
VOLUME	96.25																											
PACKED PER CARTON	100																											
WEIGHT PER CAR TON	14.20																											
CUBIC FEET	1.41																											
UPC CODE	0 57351-34830 5																											
 <p>348APTDB</p>	<table border="1"> <tr><td>DESCRIPTION</td><td>Dome Lid</td></tr> <tr><td>FITS CONTAINER</td><td>348</td></tr> <tr><td>CORNER RADIUS</td><td>-</td></tr> <tr><td>PACK</td><td>100</td></tr> <tr><td>PALLET CONFIGURATION</td><td>7 x 5</td></tr> </table>	DESCRIPTION	Dome Lid	FITS CONTAINER	348	CORNER RADIUS	-	PACK	100	PALLET CONFIGURATION	7 x 5	<table border="1"> <tr><td>WEIGHT PER CASE PER LBS</td><td>9</td></tr> <tr><td>CUBIC FEET</td><td>2.66</td></tr> <tr><td>UPC CODE</td><td>0 57351-34800 8</td></tr> </table>	WEIGHT PER CASE PER LBS	9	CUBIC FEET	2.66	UPC CODE	0 57351-34800 8										
DESCRIPTION	Dome Lid																											
FITS CONTAINER	348																											
CORNER RADIUS	-																											
PACK	100																											
PALLET CONFIGURATION	7 x 5																											
WEIGHT PER CASE PER LBS	9																											
CUBIC FEET	2.66																											
UPC CODE	0 57351-34800 8																											
 <p>34880APTDM</p>	<table border="1"> <tr><td>DESCRIPTION</td><td>½ Shallow STP with Dome</td></tr> <tr><td>RIM STYLE</td><td>F.C.</td></tr> <tr><td>TOP OUT</td><td>12.67" x 9.33"</td></tr> <tr><td>TOP IN</td><td>11.61" x 8.66"</td></tr> <tr><td>BOTTOM</td><td>11.1" x 8.1"</td></tr> <tr><td>SLANT DEPTH</td><td>1.89"</td></tr> <tr><td>PALLET CONFIGURATION</td><td>12 x 4</td></tr> </table>	DESCRIPTION	½ Shallow STP with Dome	RIM STYLE	F.C.	TOP OUT	12.67" x 9.33"	TOP IN	11.61" x 8.66"	BOTTOM	11.1" x 8.1"	SLANT DEPTH	1.89"	PALLET CONFIGURATION	12 x 4	<table border="1"> <tr><td>VERTICAL DEPTH</td><td>1¼"</td></tr> <tr><td>VOLUME</td><td>96.25</td></tr> <tr><td>PACKED PER CARTON</td><td>25/25</td></tr> <tr><td>WEIGHT PER CAR TON</td><td>6</td></tr> <tr><td>CUBIC FEET</td><td>1.07</td></tr> <tr><td>UPC CODE</td><td>0 57351-34882 9</td></tr> </table>	VERTICAL DEPTH	1¼"	VOLUME	96.25	PACKED PER CARTON	25/25	WEIGHT PER CAR TON	6	CUBIC FEET	1.07	UPC CODE	0 57351-34882 9
DESCRIPTION	½ Shallow STP with Dome																											
RIM STYLE	F.C.																											
TOP OUT	12.67" x 9.33"																											
TOP IN	11.61" x 8.66"																											
BOTTOM	11.1" x 8.1"																											
SLANT DEPTH	1.89"																											
PALLET CONFIGURATION	12 x 4																											
VERTICAL DEPTH	1¼"																											
VOLUME	96.25																											
PACKED PER CARTON	25/25																											
WEIGHT PER CAR TON	6																											
CUBIC FEET	1.07																											
UPC CODE	0 57351-34882 9																											
 <p>34955APTDB</p>	<table border="1"> <tr><td>DESCRIPTION</td><td>16 oz. Side Dish with Dome</td></tr> <tr><td>RIM STYLE</td><td>F.C.</td></tr> <tr><td>TOP OUT</td><td>6¼" x 4¾"</td></tr> <tr><td>TOP IN</td><td>5¾" x 3¾"</td></tr> <tr><td>BOTTOM</td><td>5¾" x 3½"</td></tr> <tr><td>SLANT DEPTH</td><td>1½"</td></tr> <tr><td>PALLET CONFIGURATION</td><td>11 x 5</td></tr> </table>	DESCRIPTION	16 oz. Side Dish with Dome	RIM STYLE	F.C.	TOP OUT	6¼" x 4¾"	TOP IN	5¾" x 3¾"	BOTTOM	5¾" x 3½"	SLANT DEPTH	1½"	PALLET CONFIGURATION	11 x 5	<table border="1"> <tr><td>VERTICAL DEPTH</td><td>1¼"</td></tr> <tr><td>VOLUME</td><td>16</td></tr> <tr><td>PACKED PER CARTON</td><td>100/100</td></tr> <tr><td>WEIGHT PER CAR TON</td><td>5</td></tr> <tr><td>CUBIC FEET</td><td>1.54</td></tr> <tr><td>UPC CODE</td><td>0 57351-34230 3</td></tr> </table>	VERTICAL DEPTH	1¼"	VOLUME	16	PACKED PER CARTON	100/100	WEIGHT PER CAR TON	5	CUBIC FEET	1.54	UPC CODE	0 57351-34230 3
DESCRIPTION	16 oz. Side Dish with Dome																											
RIM STYLE	F.C.																											
TOP OUT	6¼" x 4¾"																											
TOP IN	5¾" x 3¾"																											
BOTTOM	5¾" x 3½"																											
SLANT DEPTH	1½"																											
PALLET CONFIGURATION	11 x 5																											
VERTICAL DEPTH	1¼"																											
VOLUME	16																											
PACKED PER CARTON	100/100																											
WEIGHT PER CAR TON	5																											
CUBIC FEET	1.54																											
UPC CODE	0 57351-34230 3																											
 <p>35070DB</p>	<table border="1"> <tr><td>DESCRIPTION</td><td>Loaf Pan with Dome</td></tr> <tr><td>RIM STYLE</td><td>F.C.</td></tr> <tr><td>TOP OUT</td><td>9¼" x 5¾"</td></tr> <tr><td>TOP IN</td><td>8½" x 4¾"</td></tr> <tr><td>BOTTOM</td><td>6¾" x 3½"</td></tr> <tr><td>SLANT DEPTH</td><td>2¾"</td></tr> <tr><td>PALLET CONFIGURATION</td><td>7 x 5</td></tr> </table>	DESCRIPTION	Loaf Pan with Dome	RIM STYLE	F.C.	TOP OUT	9¼" x 5¾"	TOP IN	8½" x 4¾"	BOTTOM	6¾" x 3½"	SLANT DEPTH	2¾"	PALLET CONFIGURATION	7 x 5	<table border="1"> <tr><td>VERTICAL DEPTH</td><td>1¼"</td></tr> <tr><td>VOLUME</td><td>39</td></tr> <tr><td>PACKED PER CARTON</td><td>100/100</td></tr> <tr><td>WEIGHT PER CAR TON</td><td>11.34</td></tr> <tr><td>CUBIC FEET</td><td>1.53</td></tr> <tr><td>UPC CODE</td><td>0 57351-35032 2</td></tr> </table>	VERTICAL DEPTH	1¼"	VOLUME	39	PACKED PER CARTON	100/100	WEIGHT PER CAR TON	11.34	CUBIC FEET	1.53	UPC CODE	0 57351-35032 2
DESCRIPTION	Loaf Pan with Dome																											
RIM STYLE	F.C.																											
TOP OUT	9¼" x 5¾"																											
TOP IN	8½" x 4¾"																											
BOTTOM	6¾" x 3½"																											
SLANT DEPTH	2¾"																											
PALLET CONFIGURATION	7 x 5																											
VERTICAL DEPTH	1¼"																											
VOLUME	39																											
PACKED PER CARTON	100/100																											
WEIGHT PER CAR TON	11.34																											
CUBIC FEET	1.53																											
UPC CODE	0 57351-35032 2																											

Tuxedo

Most extensive line of value added aluminum containers in the industry.

Elegant Upscale Smooth Wall Aluminum Containers.

Attractive Black & Gold Design.

Wide range of convenient shapes and sizes.

Some containers available without domes.

Some sizes available in cash and carry packaging.

Excellent for "Food away from home".

Uses and conditions

We do not recommend use above 450°F.

Coatings are FDA approved for direct Food contact.

When used according to directions, containers are dual ovenable.
(microwave and conventional oven)

Containers can go from oven to freezer to Microwave to table.

Container flange style works well with heat sealable film.

Aluminum containers are 100% recyclable.

We do not recommend that the containers be used under a broiler.









The gold color can begin to discolor at temperatures above 510°F.

Aluminum containers form an excellent barrier to moisture and are natural heat conductors.






Domes and containers have built in stacking features.

Containers have dome lids with locking features to prevent messy spills and food migration.










Platinum

 <p>34155PLZ</p>	<p>DESCRIPTION Small Oval entrée Bulk Pack PACK SIZE 300 UNIT OF MEASURE CS LENGTH 19½" WIDTH 14" HEIGHT 9½" CUBIC FEET 1.482 WEIGHT 13.82</p>	<p>CASES PER PALLET 36 TI/HI 6x6 DIMENSIONS 7½" x 5½" VERTICAL DEPTH 1¼" CONTAINER CAPACITY (OZS.) 23.3 RIM STYLE FC UPC CODE 0 57351-00002 9</p>
 <p>341APTLID</p>	<p>DESCRIPTION Lid, Small Oval Entrée - PET PACK SIZE 150 UNIT OF MEASURE CS LENGTH 19½" WIDTH 14" HEIGHT 9½" CUBIC FEET 1.482 WEIGHT 8</p>	<p>CASES PER PALLET 36 TI/HI 6x6 DIMENSIONS VERTICAL DEPTH CONTAINER CAPACITY (OZS.) RIM STYLE UPC CODE 0 57351-34130 6</p>
 <p>341OPSDLID</p>	<p>DESCRIPTION Lid, Small Oval Entrée - OPS PACK SIZE 150 UNIT OF MEASURE CS LENGTH 19½" WIDTH 14" HEIGHT 9½" CUBIC FEET 1.482 WEIGHT 8</p>	<p>CASES PER PALLET 36 TI/HI 6x6 DIMENSIONS VERTICAL DEPTH CONTAINER CAPACITY (OZS.) RIM STYLE UPC CODE 0 57351-34136 8</p>
 <p>341PLAPTDB</p>	<p>DESCRIPTION Small Oval Entrée w/PET Lid Combo PACK SIZE 100 UNIT OF MEASURE CS LENGTH 19½" WIDTH 14" HEIGHT 9½" CUBIC FEET 1.17 WEIGHT 10</p>	<p>CASES PER PALLET 36 TI/HI 6x6 DIMENSIONS 7½" x 5½" VERTICAL DEPTH 1¼" CONTAINER CAPACITY (OZS.) 23.3 RIM STYLE FC UPC CODE 0 57351-00040 1</p>
 <p>34270PLU</p>	<p>DESCRIPTION Medium Oval Entrée Bulk Pack PACK SIZE 150 UNIT OF MEASURE CS LENGTH 22½" WIDTH 10½" HEIGHT 8¾" CUBIC FEET 1.182 WEIGHT 13.54</p>	<p>CASES PER PALLET 36 TI/HI 6x6 DIMENSIONS 9" x 7" VERTICAL DEPTH 1¾" CONTAINER CAPACITY (OZS.) 47.4 RIM STYLE FC UPC CODE 0 57351-00001 2</p>
 <p>342APTLID</p>	<p>DESCRIPTION Lid Medium Oval Entrée - PET PACK SIZE 150 UNIT OF MEASURE CS LENGTH 18½" WIDTH 18½" HEIGHT 15¼" CUBIC FEET 3.144 WEIGHT 8</p>	<p>CASES PER PALLET 16 TI/HI 4x4 DIMENSIONS VERTICAL DEPTH CONTAINER CAPACITY (OZS.) RIM STYLE UPC CODE 0 57351-34237 2</p>
 <p>342OPSDLID</p>	<p>DESCRIPTION Lid Medium Oval Entrée - OPS PACK SIZE 150 UNIT OF MEASURE CS LENGTH 18½" WIDTH 18½" HEIGHT 15¼" CUBIC FEET 3.144 WEIGHT 8</p>	<p>CASES PER PALLET 16 TI/HI 4x4 DIMENSIONS VERTICAL DEPTH CONTAINER CAPACITY (OZS.) RIM STYLE UPC CODE 0 57351-34236 5</p>
 <p>342PLAPTA</p>	<p>DESCRIPTION Medium Oval Entrée w/PET Lid Combo PACK SIZE 50 UNIT OF MEASURE CS LENGTH 22½" WIDTH 10½" HEIGHT 8¾" CUBIC FEET 1.21 WEIGHT 8</p>	<p>CASES PER PALLET 36 TI/HI 6x6 DIMENSIONS 9" x 7" VERTICAL DEPTH 1¾" CONTAINER CAPACITY (OZS.) 47.4 RIM STYLE FC UPC CODE 0 57351-00047 0</p>

Platinum

 <p>34370PLU</p>	<p>DESCRIPTION Large Oval Entrée Bulk Pack</p> <p>PACK SIZE 150</p> <p>UNIT OF MEASURE CS</p> <p>LENGTH 24"</p> <p>WIDTH 12"</p> <p>HEIGHT 10"</p> <p>CUBIC FEET 1.667</p> <p>WEIGHT 17.42</p>	<p>CASES PER PALLET 36</p> <p>TI/HI 6x6</p> <p>DIMENSIONS 10⁷/₁₆" x 8³/₁₆"</p> <p>VERTICAL DEPTH 1³/₄"</p> <p>CONTAINER CAPACITY (OZS.) 64.6</p> <p>RIM STYLE FC</p> <p>UPC CODE 0 57351-00003 6</p>
 <p>343APDLID</p>	<p>DESCRIPTION Lid, Large Oval Entrée PET</p> <p>PACK SIZE 150</p> <p>UNIT OF MEASURE CS</p> <p>LENGTH 26⁵/₁₆"</p> <p>WIDTH 13³/₁₆"</p> <p>HEIGHT 18³/₁₆"</p> <p>CUBIC FEET 3.804</p> <p>WEIGHT 11.24</p>	<p>CASES PER PALLET 24</p> <p>TI/HI 6x4</p> <p>DIMENSIONS</p> <p>VERTICAL DEPTH</p> <p>CONTAINER CAPACITY (OZS.)</p> <p>RIM STYLE</p> <p>UPC CODE 0 57351-34336 2</p>
 <p>3430PSDLID</p>	<p>DESCRIPTION Lid, Large Oval Entrée OPS</p> <p>PACK SIZE 150</p> <p>UNIT OF MEASURE CS</p> <p>LENGTH 26⁵/₁₆"</p> <p>WIDTH 13³/₁₆"</p> <p>HEIGHT 18³/₁₆"</p> <p>CUBIC FEET 3.804</p> <p>WEIGHT 11.24</p>	<p>CASES PER PALLET 24</p> <p>TI/HI 6x4</p> <p>DIMENSIONS</p> <p>VERTICAL DEPTH</p> <p>CONTAINER CAPACITY (OZS.)</p> <p>RIM STYLE</p> <p>UPC CODE 0 57351-34335 5</p>
 <p>343PLATDA</p>	<p>DESCRIPTION Large Oval Entrée w/PET Lid Combo</p> <p>PACK SIZE 50</p> <p>UNIT OF MEASURE CS</p> <p>LENGTH 24"</p> <p>WIDTH 12"</p> <p>HEIGHT 10"</p> <p>CUBIC FEET 1.67</p> <p>WEIGHT 11</p>	<p>CASES PER PALLET 36</p> <p>TI/HI 6x6</p> <p>DIMENSIONS 10⁷/₁₆" x 8³/₁₆"</p> <p>VERTICAL DEPTH 1³/₄"</p> <p>CONTAINER CAPACITY (OZS.) 64.6</p> <p>RIM STYLE FC</p> <p>UPC CODE 0 57351-34337 9</p>
 <p>349PLAPTDB</p>	<p>DESCRIPTION 16 Oz. Oval Entrée w/PET Lid Combo</p> <p>PACK SIZE 100</p> <p>UNIT OF MEASURE CS</p> <p>LENGTH 23¹/₂"</p> <p>WIDTH 10¹/₂"</p> <p>HEIGHT 10³/₄"</p> <p>CUBIC FEET 1.54</p> <p>WEIGHT 5</p>	<p>CASES PER PALLET 55</p> <p>TI/HI 11x5</p> <p>DIMENSIONS 5³/₄" x 3³/₄"</p> <p>VERTICAL DEPTH</p> <p>CONTAINER CAPACITY (OZS.)</p> <p>RIM STYLE</p> <p>UPC CODE 0 57351-00105 9</p>

CPET

	DESCRIPTION: 5.3 oz. Cup PRODUCT DIMENSIONS: Diameter 4.00" x Height 1.10" CASE WEIGHT: 27.9 CASE CUBE: 2.94 CASE PACK: 1350 UPC #: 0 72026 80300 2 PALLET TI/ HI: 9 X 2 VOLUME OZ. CAPACITY: 5.30	DESCRIPTION: 5.3 oz. Cup PRODUCT DIMENSIONS: Diameter 4.00" x Height 1.10" PALLET WEIGHT: 542 QTY/ONE PALLET: 23,760 VOLUME OZ. CAPACITY: 5.30
	DESCRIPTION: 6 oz. Cup PRODUCT DIMENSIONS: Diameter 4.00" x Height 1.50" CASE WEIGHT: 27.9 CASE CUBE: 2.94 CASE PACK: 1350 UPC #: 0 72026 20200 3 PALLET TI/ HI: 9 X 2 VOLUME OZ. CAPACITY: 6.40	DESCRIPTION: 6 oz. Cup PRODUCT DIMENSIONS: Diameter 4.00" x Height 1.50" PALLET WEIGHT: 568 QTY/ONE PALLET: 23,760 VOLUME OZ. CAPACITY: 6.40
	DESCRIPTION: 14 oz. Bowl PRODUCT DIMENSIONS: Diameter 5.22" x Height 1.81" CASE WEIGHT: 21 CASE CUBE: 2.94 CASE PACK: 630 UPC #: 0 72026 42500 6 PALLET TI/ HI: 9 X 2 VOLUME OZ. CAPACITY: 14.40	DESCRIPTION: 14 oz. Bowl PRODUCT DIMENSIONS: Diameter 5.22" x Height 1.81" PALLET WEIGHT: 433 QTY/ONE PALLET: 11,760 VOLUME OZ. CAPACITY: 14.40
	DESCRIPTION: 14.5 oz. Oval Entrée PRODUCT DIMENSIONS: Length 6.72" x Width 4.81" x Height 1.81" CASE WEIGHT: 16.5 CASE CUBE: 2.94 CASE PACK: 600 UPC #: 0 72026 91050 2 PALLET TI/ HI: 9 X 2 VOLUME OZ. CAPACITY: 14.50	DESCRIPTION: 14.5 oz. Oval Entrée PRODUCT DIMENSIONS: Length 6.72" x Width 4.81" x Height 1.81" PALLET WEIGHT: 531 QTY/ONE PALLET: 11,040 VOLUME OZ. CAPACITY: 14.50
	DESCRIPTION: 14.7 oz. Rectangular Tray PRODUCT DIMENSIONS: Length 6.50" x Width 5.00" x Height 1.25" CASE WEIGHT: 31.8 CASE CUBE: 2.94 CASE PACK: 630 UPC #: 0 72026 80200 5 PALLET TI/ HI: 9 X 2 VOLUME OZ. CAPACITY: 14.70	DESCRIPTION: 14.7 oz. Rectangular Tray PRODUCT DIMENSIONS: Length 6.50" x Width 5.00" x Height 1.25" PALLET WEIGHT: 598 QTY/ONE PALLET: 10,920 VOLUME OZ. CAPACITY: 14.70
	DESCRIPTION: 16 oz. Oval Entrée PRODUCT DIMENSIONS: Length 8.25" x Width 5.25" x Height 1.37" CASE WEIGHT: 25.2 CASE CUBE: 2.94 CASE PACK: 440 UPC #: 0 72026 96010 1 PALLET TI/ HI: 9 X 2 VOLUME OZ. CAPACITY: 16.00	DESCRIPTION: 16 oz. Oval Entrée PRODUCT DIMENSIONS: Length 8.25" x Width 5.25" x Height 1.37" PALLET WEIGHT: 428 QTY/ONE PALLET: 7,920 VOLUME OZ. CAPACITY: 16.00
	DESCRIPTION: 17 oz. Rectangular Tray PRODUCT DIMENSIONS: Length 6.50" x Width 5.00" x Height 1.50" CASE WEIGHT: 29.4 CASE CUBE: 2.94 CASE PACK: 630 UPC #: 0 72026 80080 3 PALLET TI/ HI: 9 X 2 VOLUME OZ. CAPACITY: 17.00	DESCRIPTION: 17 oz. Rectangular Tray PRODUCT DIMENSIONS: Length 6.50" x Width 5.00" x Height 1.50" PALLET WEIGHT: 550 QTY/ONE PALLET: 10,920 VOLUME OZ. CAPACITY: 17.00
	DESCRIPTION: 18.5 oz. Oval Entrée PRODUCT DIMENSIONS: Length 7.69" x Width 5.81" x Height 1.21" CASE WEIGHT: 17.6 CASE CUBE: 2.94 CASE PACK: 380 UPC #: 0 72026 91020 5 PALLET TI/ HI: 9 X 2 VOLUME OZ. CAPACITY: 18.50	DESCRIPTION: 18.5 oz. Oval Entrée PRODUCT DIMENSIONS: Length 7.69" x Width 5.81" x Height 1.21" PALLET WEIGHT: 426 QTY/ONE PALLET: 8,800 VOLUME OZ. CAPACITY: 18.50
	DESCRIPTION: 18.8 oz. Deep Bowl PRODUCT DIMENSIONS: Diameter 6.25" x Height 1.75" CASE WEIGHT: 16.8 CASE CUBE: 2.94 CASE PACK: 500 UPC #: 0 72026 90370 2 PALLET TI/ HI: 9 X 2 VOLUME OZ. CAPACITY: 18.80	DESCRIPTION: 18.8 oz. Deep Bowl PRODUCT DIMENSIONS: Diameter 6.25" x Height 1.75" PALLET WEIGHT: 500 QTY/ONE PALLET: 11,500 VOLUME OZ. CAPACITY: 18.80

CPET

	DESCRIPTION: 27.1 oz. Brownie Tray PRODUCT DIMENSIONS: Length 8.50" x Width 5.75" x Height 1.38" CASE WEIGHT: 24.0 CASE CUBE: 2.94 CASE PACK: 375 UPC #: 0 72026 95110 9 PALLET TI/HI: 9 X 2 VOLUME OZ. CAPACITY: 27.10	DESCRIPTION: 27.1 oz. Brownie Tray PRODUCT DIMENSIONS: Length 8.50" x Width 5.75" x Height 1.38" PALLET WEIGHT: 555 QTY/ONE PALLET: 8000 VOLUME OZ. CAPACITY: 27.10
	DESCRIPTION: 36.5 oz. 8" x 8" Cake Pan PRODUCT DIMENSIONS: Length 8.00" x Width 8.00" x Height 1.37" CASE WEIGHT: 19.8 CASE CUBE: 4.26 CASE PACK: 250 UPC #: 0 72026 95140 6 PALLET TI/HI: 6 X 2 VOLUME OZ. CAPACITY: 36.50	DESCRIPTION: 36.5 oz. 8" x 8" Cake Pan PRODUCT DIMENSIONS: Length 8.00" x Width 8.00" x Height 1.37" PALLET WEIGHT: 529 QTY/ONE PALLET: 5,500 VOLUME OZ. CAPACITY: 36.50
	DESCRIPTION: 32 oz. Rectangular Tray PRODUCT DIMENSIONS: Length 8.85" x Width 6.30" x Height 1.80" CASE WEIGHT: 23.7 CASE CUBE: 2.94 CASE PACK: 300 UPC #: 0 72026 60320 6 PALLET TI/HI: 9 X 2 VOLUME OZ. CAPACITY: 32.00	DESCRIPTION: 32 oz. Rectangular Tray PRODUCT DIMENSIONS: Length 8.85" x Width 6.30" x Height 1.80" PALLET WEIGHT: 489 QTY/ONE PALLET: 5,600 VOLUME OZ. CAPACITY: 32.00
	DESCRIPTION: 33.8 oz. Rectangular Tray PRODUCT DIMENSIONS: Length 8.75" x Width 6.61" x Height 1.50" CASE WEIGHT: 19.8 CASE CUBE: 2.94 CASE PACK: 225 UPC #: 0 72026 70150 6 PALLET TI/HI: 9 X 2 VOLUME OZ. CAPACITY: 33.80	DESCRIPTION: 33.8 oz. Rectangular Tray PRODUCT DIMENSIONS: Length 8.75" x Width 6.61" x Height 1.50" PALLET WEIGHT: 368 QTY/ONE PALLET: 4,200 VOLUME OZ. CAPACITY: 33.80
	DESCRIPTION: 36 oz. Oval Entrée PRODUCT DIMENSIONS: Length 10.20" x Width 6.70" x Height 1.78" CASE WEIGHT: 29.4 CASE CUBE: 4.26 CASE PACK: 300 UPC #: 0 72026 60200 1 PALLET TI/HI: 6 X 2 VOLUME OZ. CAPACITY: 36.00	DESCRIPTION: 36 oz. Oval Entrée PRODUCT DIMENSIONS: Length 10.20" x Width 6.70" x Height 1.78" PALLET WEIGHT: 429 QTY/ONE PALLET: 5,460 VOLUME OZ. CAPACITY: 36.00
	DESCRIPTION: 49 oz. Rectangular Tray PRODUCT DIMENSIONS: Length 8.94" x Width 6.96" x Height 1.99" CASE WEIGHT: 31.8 CASE CUBE: 4.26 CASE PACK: 360 UPC #: 0 72026 91330 5 PALLET TI/HI: 6 X 2 VOLUME OZ. CAPACITY: 49.00	DESCRIPTION: 49 oz. Rectangular Tray PRODUCT DIMENSIONS: Length 8.94" x Width 6.96" x Height 1.99" PALLET WEIGHT: 577 QTY/ONE PALLET: 5,760 VOLUME OZ. CAPACITY: 49.00
	DESCRIPTION: 50.37 oz. Rectangular Tray PRODUCT DIMENSIONS: Length 9.73" x Width 7.33" x Height 1.92" CASE WEIGHT: 24.0 CASE CUBE: 4.26 CASE PACK: 270 UPC #: 0 72026 66040 7 PALLET TI/HI: 6 X 2 VOLUME OZ. CAPACITY: 50.37	DESCRIPTION: 50.37 oz. Rectangular Tray PRODUCT DIMENSIONS: Length 9.73" x Width 7.33" x Height 1.92" PALLET WEIGHT: 501 QTY/ONE PALLET: 4,320 VOLUME OZ. CAPACITY: 50.37
	DESCRIPTION: 67 oz. 1/3 Steamtable Tray PRODUCT DIMENSIONS: Length 12.62" x Width 6.50" x Height 2.19" CASE WEIGHT: 23.7 CASE CUBE: 4.26 CASE PACK: 210 UPC #: 0 72026 91100 4 PALLET TI/HI: 6 X 2 VOLUME OZ. CAPACITY: 67.00	DESCRIPTION: 67 oz. 1/3 Steamtable Tray PRODUCT DIMENSIONS: Length 12.62" x Width 6.50" x Height 2.19" PALLET WEIGHT: 433 QTY/ONE PALLET: 2,520 VOLUME OZ. CAPACITY: 67.00
	DESCRIPTION: 3 Compartment M. O. W. PRODUCT DIMENSIONS: Length 9.015" x Width 7.015" x Height 1.500" CASE WEIGHT: 28 CASE CUBE: 4.26 CASE PACK: 345 UPC #: 0 72026 20210 2 PALLET TI/HI: 4 X 3 VOLUME OZ. CAPACITY: 18.46 / 6.16	DESCRIPTION: 3 Compartment M. O. W. PRODUCT DIMENSIONS: Length 9.015" x Width 7.015" x Height 1.500" PALLET WEIGHT: 569 QTY/ONE PALLET: 5,750 VOLUME OZ. CAPACITY: 18.46 / 6.16

Deli-Pops: Laminated Sheets

Foodservice Foil:

NOVELIS	REYNOLDS	PACTIV	ALUMAX
STANDARD ROLLS			
1215ROYME			
1217			
1257	--	W11	110
1857			
1517	613	W14	113
1817			
1855ROVME			
MEDIUM ROLLS			
1818ROYME	--	--	--
1858ROYME			
HEAVY DUTY ROLLS			
1251	620	W26	120
1511	623	W21	123
1551	622	W27	122
1811	625		
1851	624		
2411ME	627	W25	127
2451ME	--	W22	--
EXTRA HEAVY DUTY ROLLS			
1852ME	632	W38	132
2452ME	633	W35	136
RETAIL ROLLS			
1225	656	W42	196
1225NOV	650	W40	194
1275NOV	655	W41	195
1825NOV	665	W43	197
12200			
12200NOV			
18100TP17			

NOVELIS	REYNOLDS	PACTIV	ALUMAX
LAMINATED FOIL SANDWICH WRAPS			
1416	7534	W65	186

Foodservice Foil: Pop-up Sheets

POP-UP SHEETS			
1202	720	W70	140
1205	721	W89	148
1202ROY			
1205ROY			
1205CC		Alcan Exclusive	
8105	701	W74	145
9102	710	W71	143
9102G	712	W73	142
9105	711	W72	141
9105CC		Alcan Exclusive	
9105BP			
9105BS	728	W72BS	084
9105GS	727	W72GS	085
9105RS	726	W72RS	083

CROSS REFERENCE*

Aluminum Containers

NOVELIS	REYNOLDS	PACTIV	WILKINSON	PENNY PLATE	CM PRODUCTS
STEAMTABLE PANS & LIDS					
454U	1124	6062	1830	6062	--
455B	1144	6112	1211	6112	--
455EB	--	--	--	--	--
456344B	KL1151	710212	--	--	--
45640B		6132XH			
45644B	1150	6132	1212	6132	622
45644EB					
457A	--	6120	--	--	--
45840B	1140	6012	1210	6012	624
45840EB					
459A	1171	6110	2115	--	--
460A	--	6050	2130	6050	--
46080A	1174	6050-80	--	--	--
55440A	990	1120	2100	1120	--
55530B	970	1012	1200	1002	6200
55530EB	--	--	--	--	--
55625U	940	1162	1800	1162	--
TART SHELLS/CUSTARDS					
10020K	100-0	2002	--	--	--
10424K	140-0	214	6026	--	6026
10620Z	160-0	--	--	--	--
10720K					
11420K					
12124K					
12320H					
12420Y	--	684-20	--	--	--
20020K					
20223K	102-0	203-20	300	310	308
20320K					
20420T					
292-492	--	4019	--	4019	2900
SMOOTH WALL PIE PANS					
31390V					
39380V					
39890V					
RECTANGULARS, OBLONGS & SQUARES					
403330D	--	747	107	747	567
404335D	--	758	710	7581	--
405330D	555/565	768	706	7089	555
406330D	685	788	708	760	851
406330LR	RC1685	788TD	708CPM	760CP	--
408344R	--	7021	--	--	--
41030D	--	64512	111	--	--
41530F	--	--	112	--	--
42155B	587	6142	1712	6142	950
42245B	585	6042	1706	6042	925
430330F	604	705	205	705	537
435330D	439-4	70535	--	--	--
43735D					
44035D	453-0	--	--	--	--
44130F					
441330F	431-0	--	--	--	--
44235D					

* The competitor's product may not be an exact match. If you are planning to use this product on sensitive automatic equipment or have any questions about the suitability of the container for your use, please request a sample from your Novelis Customer Service Rep before placing an order.

CROSS REFERENCE*

Aluminum Containers

NOVELIS	REYNOLDS	PACTIV	WILKINSON	PENNY PLATE	CM PRODUCTS
RECTANGULARS, OBLONGS & SQUARES (cont.)					
445335D	601	706	211	706	--
446330D	441-4	716-36	--	--	--
44835ED					
46164A	--	--	--	--	--
46324D	--	716	102	750	832
46730D	466-0	6111	--	--	--
46835D	--	--	--	--	--
46930D	--	629	--	--	--
470335D	459	7000	115	--	--
47135D	--	637	--	--	--
471335D					
472340D	--	--	--	--	--
47335D	568	608	209	608	578
473335D	687	71058	210	708	583
47435DV					
474330DV					
47535D	411-0	729	--	--	--
475335D	411-0	729	--	--	--
476330D	--	71018	--	--	--
47735F	556	6088	103	6059	556
479335D	447	758	710	--	--
47535PFD					
480340D					
48640D					
487434D	750	7239	6160	--	650
487434LR	RCL750	7239TP	6160CPM	--	--
488335D	765	69310	6180	--	--
488335LR	--	6910TP	6180CPM	--	--
ROUNDS/TAKE-OUTS					
50130F	--	--	--	--	--
50130PFF	--	--	--	--	--
50325F					
50325PFF					
50830F					
50830PFF					
50930D	635	429	--	--	--
50930PFD	--	--	--	--	--
51035R	637	413	9130-35	9999	912
51035PFR	--	--	--	--	--
511230F	350-1	--	--	--	--
51130F	350	415	--	--	--
512-2-35					
512230D					
512425D	425	527-25	7270-25	--	--
512425DB	--	--	--	--	--
512425LV	--	52725TPZ	7270CPS	--	--
512425LR	--	52725TP	7270CP	--	--
512430D	528	527-30	7270-30	527	471
512430DR	RCP436	527WP	--	--	--
512430LV	RCL436	52730TPZ	7270CPS	--	--
512430LR		52730TP	7270CP	527CP	--
51330D					
513230D	385-1	558-35	--	--	--

* The competitor's product may not be an exact match. If you are planning to use this product on sensitive automatic equipment or have any questions about the suitability of the container for your use, please request a sample from your Novelis Customer Service Rep before placing an order.

CROSS REFERENCE*

Aluminum Containers

ALCAN	REYNOLDS	PACTIV	WILKINSON	PENNY PLATE	CM PRODUCTS
ROUNDS/TAKE-OUTS (CONT.)					
513235D					
51430D					
514230D					
5164D	478	509	9000	9006	495
516435CHD	--	--	--	--	--
5164DB	--	--	--	--	--
5164DR	RCP478	509WP	9600DP	9006DP	--
5164LV	RCL478	509TPZ	9000CPS	--	--
5164LR		509TP	9000CPM	9006CP	--
516435LV					
51735D	442	498-35	8880	--	--
5174D	438	558	8000	487	558
5174LV	RCL438	558TPZ	--	--	--
5174LR		558WP	7270DP	527DP	--
517435D					
518235D					
55240F	--	--	3010	--	--
55240GF	RA835	3074-45D	3010G	--	--
583435D	767	5028	8948	--	--
583435LR	RCL762	5028TP	8948CP	--	--
37200/10	--	--	--	--	--
POT PIES/OVALS					
600130F	904	423	423	350	904
60930F	116-0	2026	--	--	160
668	--	6049	2140	6501	--
67824G	180-0	--	--	--	--
679123F	--	4325	--	--	--
68024H	--	--	--	--	--
68120H	254	405	500	--	--
68224H	--	--	--	--	--
68330W	--	6916	--	--	--
68530NLG	--	--	--	--	--
68730Z					
68864A	--	63019	--	--	--
68920Q					
SPECIALTY BAKERY					
71040R	--	4110	--	--	--
74035R	--	6548	150-35	--	--
76030D	--	69511	140-30	--	--
8" PIE PANS					
80435F					
80835F	284-0	2378	--	--	--
81135F	333	258	802	844	298
81430D					
81435D	321/320/318	288/2328	801	820	--
81435PFD					
81635F					
81830F	321	288	321/301	825	280
81835F	--	--	--	--	--
82535F	283	298	--	823	85
86330D	--	--	--	--	--
86335D					

* The competitor's product may not be an exact match. If you are planning to use this product on sensitive automatic equipment or have any questions about the suitability of the container for your use, please request a sample from your Novelis Customer Service Rep before placing an order.

CROSS REFERENCE*

Aluminum Containers

NOVELIS	REYNOLDS	PACTIV	WILKINSON	PENNY PLATE	CM PRODUCTS
9" PIE PANS					
90235D		209	--	960	190
90330D					
90335D	806	269	906	901	269
10" PIE PANS					
90430D					
90435D	903	269	363	--	--
92030D					
96330D	--	--	--	--	--
96740D	--	--	--	--	--
96740PFD	--	--	--	--	--
96840D	365	2399	902	961	196
96840PFD					
96840PFD					
102040D	212-0	210	1000	993	104
102245D	392	200	1001	990	--
102340D					
106840D	--	200	--	994	C102
106840PFD					
11" PIE PANS					
1168-50D					
1168-50PFD					
12" PIE PANS					
1268-50					
1268-50PF					

Partyware

12APTUDM	RP012	P4112Z	P12	--	--
12FTM	RC012F	451212A	12FL	--	--
12FTRENM	--	--	--	--	--
12LSM	RC012L	441210A	12LS	--	--
12LSRENM	--	--	--	--	--
14MOTM	--	631410A	--	--	--
14MOTRENM	--	--	--	--	--
14OUDM	--	P6314	--	--	--
16APTUDM	RP016	P4116Z	P16	--	--
16FTM	RC016F	451612A	16FL	--	--
16FTRENM	--	--	--	--	--
16LSM	RC016L	441610A	16LS	--	--
16LS RENM	--	--	--	--	--
18APTUDM	RP018	P4118Z	P18	--	--
18FTM	RC018F	451812A	18FL	--	--
18FTRENM	--	--	--	--	--
18LSM	RC018L	441810A	18LS	--	--
18LSRENM	--	--	--	--	--
18LOTM	--	631812A	--	--	--
18LOTRENM	--	--	--	--	--
18OUDM	--	P6318	--	--	--

* The competitor's product may not be an exact match. If you are planning to use this product on sensitive automatic equipment or have any questions about the suitability of the container for your use, please request a sample from your Novelis Customer Service Rep before placing an order.

CROSS REFERENCE*

Cash & Carry Packaging

<u>NOVELIS</u>	<u>REYNOLDS</u>	<u>PACTIV</u>	<u>WILKINSON</u>	<u>PENNY PLATE</u>	<u>CM PRODUCTS</u>
12DLCCZ					
12FTCCZ	--	--	12FL90WNCCY	--	--
12LSCCZ	--	--	12LS65WNCCY	--	--
16DLCCZ					
16FTCCZ	--	--	16FL11WNCCY	--	--
16LSCCZ	--	--	16LS75WNCCY	--	--
18DLCCZ					
18FTCCZ	--	--	18FL13WNCCY	--	--
A141CC	--	--	--	--	--
406330CCZ	--	--	708CCNNCPY	--	--
42155CCB	--	--	--	--	--
454CCU	--	--	--	--	--
455CCB					
456CCB	--	--	121245NNCCY	--	--
457CCB					
45840CCB					
459CCA					
460CCA	--	--	213070NNCCY	--	--
46164CCA	--	--	--	--	--
512425DCCZ	--	--	52701CCNNDPY	--	--
512425CCLZ	--	--	7270CNNCPY	--	--
516430CCLZ	--	--	9000CCNNDPY	--	--
55240CCD	--	--	301045NNCCN	--	--
55240 GCCD	--	--	301045GNCCN	--	--
55440CCA	--	--	210045NNCCY	--	--
55530CCB	--	--	120030NNCCY	--	--
55625CCU	--	--	--	--	--
68864CCA	--	--	244065NNCCY	--	--
96330CCV	--	--	--	--	--
1205CC					
9105CC					

Lids

Foil to Board					
40315LD	--	L747	L107	L747	--
40615LD	RL685	L788	L708	L760	--
40815LD	--	--	L1720	--	--
43515LD	RL604	L705	L205	L705	--
44515LD	RL610	L706	L206	--	--
45615LD	--	--	--	--	--
47015LD	--	--	--	--	--
47218LD	--	--	--	--	--
47315LD	RL687	L708	L212	L708	--
48718LD	RL750	L739	L6160	L739	--
48818LD	RL765	L69310	L6180	L527	--
505B18D	--	--	--	--	--
51215LD	--	L527	--	--	--
51615LD	RL478	L509	L9000	L9006	--
51715LD	RL438	L558	L8000	L558	--
58318LD	RL762	L5028	L8948	--	--
60015LD	RL904	--	--	--	--

* The competitor's product may not be an exact match. If you are planning to use this product on sensitive automatic equipment or have any questions about the suitability of the container for your use, please request a sample from your Novelis Customer Service Rep before placing an order.

CROSS REFERENCE*

Lids






NOVELIS	REYNOLDS	PACTIV	WILKINSON	PENNY PLATE	CM PRODUCTS
TRANSPARENT DOMES					
403UDD	--	P747	P107	P747	--
406UDD	RP685	P768	P708	P760	--
408UDR	--	--	--	--	--
421UDB	RP597	P6142	P1712	--	--
422HUDB	RP585	P6042	P1706	P6042	--
435UDD	RP604	P705S	P205	P705	--
473DD					
487UDD	--	P739	P6160	--	--
512UDD	RP436	P527	P7270	P527	--
516UDD RP478		P509S	P9000	P9006	--
517UDD	RP438	P558	P8000	P558	--
740DD					

Home Meal Replacement

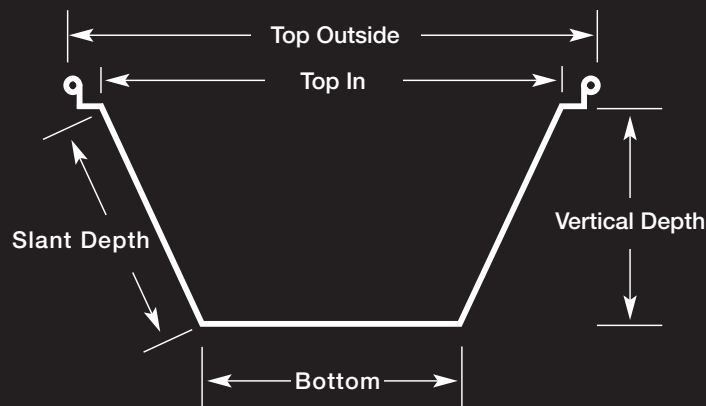
34155APTDB		6708WPSFG			
34455OPSDB		6710WPSFG			
34270APTDA		6711WP			
34270OPSDA					
34370APTDA					
34370OPSDA					
35870DB					
36945DB					
34660DB					
34760DB					
34580APTDM					
34880APTDM					

* The competitor's product may not be an exact match. If you are planning to use this product on sensitive automatic equipment or have any questions about the suitability of the container for your use, please request a sample from your Novelis Customer Service Rep before placing an order.

Rim Style on containers

<p>Full Curl Edge (FC)</p> <p>This type of edge adds strength to the container to provide maximum protection for the contents and helps to maintain constant dimensions for more efficient machine closing with over-wrapping and snap-on lids. Most containers that are used without a board or plastic dome lid are of this type.</p>	
<p>Full Curl Edge Vertical Flange (VC)</p> <p>Designated now on the Data Sheets with a suffix -1, e.g. 600-1. This type of edge has the advantages of Flat Flange, Full Curl Edge but is designed for machine closure using foil board or transparent plastic covers.</p>	
<p>Vertical Flange (VF)</p> <p>Designated now on the Data Sheets with a suffix -2, e.g. 512-2. This type of edge allows hand closing using foil board or transparent covers.</p>	
<p>Interrupted Curl Edge Vertical Flange (IC)</p> <p>Designated now on the Data Sheets with a suffix of -3, e.g. 435-3. This type of edge is similar to the Vertical Flange, Full Curl Edge but the bead is interrupted at the corners, thus giving a smoother and more efficient seal.</p>	
<p>Hemmed Edge Vertical Flange (HE)</p> <p>Designated now on the Data Sheets with a suffix -4, e.g. 512-4. The hemmed edge makes containers safer to use; there is less danger of cut fingers and will also provide the tightest possible closure.</p>	

Measuring Containers:



Aluminum trays don't show finger prints.

Invert the dome lid, fill with ice and put your Novelis Partyware tray on top to keep foods colder longer

Aluminum Partyware trays are oven safe to heat foods.



Notes



At Novelis, we share a deep appreciation of our collective role in the vibrant health of our environment and our customers.

We are not only a world leader in aluminum rolled products but also in the recycling of aluminum beverage cans. Novelis recycles more than 35,000,000,000 aluminum cans annually which not only provides an important source of metal for our Company but also helps combat global climate change. With the recycling of that aluminum, Novelis saves the energy equivalent to more than 11 million barrels of oil and prevents the production of more than four million metric tons of greenhouse gas emissions each year.

As part of our commitment to our local communities, Novelis sponsors a global recycling education program targeted to children and youth that encourages our employees to promote and participate in their local recycling programs. Novelis also sponsors the annual Conference of Mayors Cans for Cash program which rewards communities for their aluminum recycling efforts. That program contributes to local recycling infrastructure programs as well as Habitat for Humanity.

Because of our commitment to the environment Novelis Foil Products roll foil now features an environmentally friendly box. The same quality and quantity you expect with our patented injury-free Safety Edge, now in a new reduced sized box. Good things do come in smaller packages! By switching to this reduced size box we save trees and encourage you to recycle the corrugated box when the roll is gone. Additionally by shipping these rolls in our new box, they have a smaller carbon foot print, which reduces the shipping cube and takes up less room in your warehouse or kitchen.

And of course, all of the aluminum that we sell is 100% and infinitely recyclable.

SUSTAINABILITY IS NOT JUST A WORD AT NOVELIS; IT IS A WAY OF LIFE!



**Novelis Foil Products
Novelis Corporation**

1706 Shorewood Dr.
LaGrange, GA 30240
Tel: 706.812.2000
Fax: 706.812.2039

**Novelis Foil Products
Novelis Inc.**

191 Evans Avenue
Toronto, Ontario M8Z 1J5
Tel: 416.503.6700
Fax: 416.503.6710

**Produits en feuille mince Novelis
Novelis Inc.**

1909 Onésime Gagnon
Lachine, Quebec H8T 3M5
Tel: 514.636.9988
Fax: 514.636.9959

**Novelis Foil Products
Novelis Inc.**

7307 Meadow Street
Burnaby, British Columbia, V5J 4Z2
Tel: 604.435.5264
Fax: 604.439.9492